

LIST OF PARTS



MACHINE No. 99w50

THE SINGER MANUFACTURING COMPANY

COPYRIGHT, U. S. A.,
1919, 1921, 1923, 1925, 1928, 1930, 1931 AND 1932
BY THE SINGER MANUFACTURING COMPANY
ALL RIGHTS RESERVED FOR ALL COUNTRIES

INDEX

	PAGE
ACCESSORIES	43
BUTTONHOLE CUTTING BLOCKS	51
" " KNIVES	51
DRIVING EQUIPMENT	45
MACHINE No. 99w50	7
NUMERICAL LIST OF PARTS	63
OBSOLETE PARTS	54
SHAFT PULLEYS	51
THREAD UNWINDER	44
TRANSMITTER PULLEYS	53

Instructions for Ordering

In ordering from this list, use **ONLY** the **PART** number in the **FIRST** column.

The number stamped on a Sewing Machine Part is the number of the Single Part only, except when the part includes Set Screws, Clamping Screws, Studs and Rollers Spun on, Small Wires riveted, or Parts soldered together, etc., which it is necessary to furnish in combination.

Every combination of parts sent out has its specific number which, although not stamped on Parts (except in above cases) must be used when ordering the combination.

Each number always indicates the **SAME PART** in whatever list it appears, or for whatever Machine.

The letters after some of the numbers indicate the style of finish only, as follows:

- A. Hardened, Polished and Plated.
- B. Polished and Plated.
- C. Hardened only.
- D. Polished only.
- E. Soft, not polished.
- F. Hardened and Polished.
- H. Blued.
- J. Nickel Plated only.
- R. Merlized.
- Y. Black Nickel Plated only.

These letters **MUST BE USED** when they appear in the list and **AFTER** the number, as in the list.

1 to 1500, 50001 to 51500, 200001 to 201500 and 350001 to 351500 are Screw Numbers.

1501 to 1800, 51501 to 51800, 201501 to 201800 and 351501 to 351800 are Nut Numbers.

1801 to 2000, 51801 to 52000, 201801 to 202000 and 351801 to 352000 are Roller Numbers.


2001 to 50000, 52001 to 200000 and 202001 to 350000 are Numbers of Machine Parts.

The figures in the second column refer only to the plate in which the illustration of the part is shown and are **NOT TO BE USED** in ordering.

Two or more numbers over a cut indicate that the difference between such parts is not visible in an illustration.

Parts marked with an asterisk (*) are furnished only when repairs are made at the factory.

LIST OF PARTS COMPLETE
FOR



MACHINE No. 99w50

Automatic Eyelet End Buttonhole Machine,
for Shoes and Overgaiters

Makes buttonholes from $\frac{1}{2}$ to $\frac{5}{8}$ in. long

No.	Plate	Name
*232487	—	Arm
204235	13701	" Position Pin (2)
200020E	13701	" Screw (4)
232488	13704	" Shaft
232489	13701	" " Bevel Gear (order Position Screws or Set Screws as required)

Parts for Machine No. 99w50

No.	Plate	Name
232244	13701	Arm Shaft Bevel Gear Position Pin
350223E	15414	" " " " " Screw
453E	13701	" " " " Set Screw ..
232002	13702	" " Bushing (back) with 202260
202260	—	Arm Shaft Bushing (back) Oil Packing (wick)
200100E	13701	Arm Shaft Bushing (back) Screw (2)
232490	13702	Arm Shaft Bushing (front) with 202260
202260	—	Arm Shaft Bushing (front) Oil Packing (wick)
200100E	13701	Arm Shaft Bushing (front) Screw (2)
232003	13702	Arm Shaft Hand Wheel with two 200341c
200341c	13701	Arm Shaft Hand Wheel Set Screw
150D	13701	" " Screw
232491	13709	" Side Cover
193D	13701	" " " Screw (2)
*232492	—	Bed with 255509 to 255512 and eight 1094E
232930	13701	Bed Cushion (felt) (back)
232931	13701	" " " (front)
232982	—	" " (leather)
232936	13701	" " (rawhide) (back)
232937	13701	" " " (front)
200567H	13701	" " " Screw
232493	—	" End Cover
232025	13701	" " " Catch
232026	13701	" " " " Position Pin..
232027	13701	" " " " Releaser
204264	13701	" " " " " Stop Pin
200061D	13701	" " " " " Screw
201531H	13701	" " " " " Nut
232712	13701	" " " " Hinge (2)
200579E	13701	" " " " " Screw (14) ..
232028	13701	" " " " Position Pin
232938	13703	" Hinge (2)
200579E	13701	" " " Screw (10)
232494	13704	" Shaft
255521	15416	" " Bevel Gear with two 453c
232719	13703	" " " " Position Pin..
453C	13701	" " " " Set Screw
232030	13702	" " Bushing (back) with 202260
202260	—	Bed Shaft Bushing (back) Oil Packing (wick)

Parts for Machine No. 99w50

No.	Plate	Name
232821	13703	Bed Shaft Bushing (back) Oil Tube (brass)
230795	13703	Bed Shaft Bushing (back) Oil Tube Pin
200100E	13701	Bed Shaft Bushing (back) Screw (2)
232496	13702	Bed Shaft Bushing (front)
255527	—	" " " " Oil Tube
250451	15414	" " " " " "
		Bracket
330D	15414	Bed Shaft Bushing (front)) Oil Tube Bracket Screw
232244	13701	Bed Shaft Bushing (front) Position Pin
200100E	13701	Bed Shaft Bushing (front) Screw (2)
232498	13703	Bed Shaft Collar with 448c
40025	13703	" " " Position Pin
448C	13703	" " " Set Screw
232499	13702	" " Looper Driving Gear with 457c
232244	13701	Bed Shaft Looper Driving Gear Position Pin
457C	13703	Bed Shaft Looper Driving Gear Set Screw
232500	13704	Bed Side Cover (left)
201360E	13703	" " " " Hinge Screw Lug (2)
1650E	13703	Bed Side Cover (left) Hinge Screw Lug Nut (2)
200603E	13703	Bed Side Cover (left) Hinge Screw Stud (2)
200478B	13703	Bed Side Cover (left) Thumb Screw
232501	13704	" " " (right)
200110D	13703	" " " " Screw (2) ..
232725	13702	Belt Guard
9D	13703	" " Screw
232865	13927	Buttonhole Cutting Block (steel)..
232502	13711	" " " Holder ..
193D	13701	" " " " Set Screw
232503	13705	Buttonhole Cutting Carrier Cam with 200364c
40025	13703	Buttonhole Cutting Carrier Cam Position Pin
200364c	13703	Buttonhole Cutting Carrier Cam Set Screw

Parts for Machine No. 99w50

No.	Plate	Name
232036	13705	Buttonhole Cutting Carrier Lever with 990D, 201366c, 201524E and 201892
201118E	13703	Buttonhole Cutting Carrier Lever Adjusting Screw Stud
201711C	15414	Buttonhole Cutting Carrier Lever Adjusting Screw Stud Nut
232037	13703	Buttonhole Cutting Carrier Lever Adjusting Screw Stud Sleeve ..
201892	13735	Buttonhole Cutting Carrier Lever Roller
990D	13703	Buttonhole Cutting Carrier Lever Roller Cap Screw
201366C	13703	Buttonhole Cutting Carrier Lever Roller Screw Stud
201524E	13703	Buttonhole Cutting Carrier Lever Roller Screw Stud Nut
232038	13703	Buttonhole Cutting Carrier Lever Slide Block
232504	12705	Buttonhole Cutting Chip Spout
232505	12705	" " " " Cover
217D	13703	" " " " "
		Screw (2)
232830	13706	Buttonhole Cutting Chip Spout Ex- tension (coil wire)
217D	13703	Buttonhole Cutting Chip Spout Screw (2)
232859	13927	Buttonhole Cutting Chip Spout Spring Cover
350056E	13927	Buttonhole Cutting Chip Spout Spring Cover Screw
232860	13927	Buttonhole Cutting Chip Spout Spring Cover Screw Washer
232042	13705	Buttonhole Cutting Driving Wheel with 50084E
232043	13706	Buttonhole Cutting Driving Wheel Lock
232044	13706	Buttonhole Cutting Driving Wheel Lock Spring
200051E	13731	Buttonhole Cutting Driving Wheel Lock Spring Screw
228026	13706	Buttonhole Cutting Driving Wheel Lock Spring Screw Washer
232724	13706	Buttonhole Cutting Driving Wheel Lock Stop Plate
1094E	13706	Buttonhole Cutting Driving Wheel Lock Stop Plate Screw (2)
232150	13706	Buttonhole Cutting Driving Wheel Position Pin

Parts for Machine No. 99w50

No.	Plate	Name
50084E	13706	Buttonhole Cutting Driving Wheel Set Screw
232449	—	Buttonhole Cutting Knife ($\frac{1}{2}$ in.) (.1275 x .2415 eye)
232445	—	Buttonhole Cutting Knife ($\frac{3}{16}$ in.) (.1275 x .2415 eye)
232444	—	Buttonhole Cutting Knife ($\frac{9}{16}$ in.) (.1275 x .2415 eye)
232443	13711	Buttonhole Cutting Knife ($\frac{3}{8}$ in.) (.1275 x .2415 eye)
232447	—	Buttonhole Cutting Knife ($\frac{5}{8}$ in.) (.1275 x .2415 eye)
Note: No. 232447 is furnished with this Machine unless another Buttonhole Cut- ting Knife is specified on order.		
232046	13706	Buttonhole Cutting Knife Holder with 219F
200122H	13706	Buttonhole Cutting Knife Holder Adjusting Screw (2)
219F	13706	Buttonhole Cutting Knife Set Screw
232822	13711	" " " Stop
237F	13706	" " " " Screw
232506	13709	" " Lever (lower) with 193D
232510	13709	Buttonhole Cutting Lever (lower) Cam with 448c
40025	13703	Buttonhole Cutting Lever (lower) Cam Position Pin
448c	13703	Buttonhole Cutting Lever (lower) Cam Set Screw
232507	13704	Buttonhole Cutting Lever (upper) with 232482 and two 232483
232511	13708	Buttonhole Cutting Lever (upper) Cam with 448c
40025	13703	Buttonhole Cutting Lever (upper) Cam Position Pin
448c	13703	Buttonhole Cutting Lever (upper) Cam Set Screw
232508	13708	Buttonhole Cutting Lever Bracket with 201211E
232509	13706	Buttonhole Cutting Lever Bracket Gib (left)
232050	13706	Buttonhole Cutting Lever Bracket Gib (right)
232380	13706	Buttonhole Cutting Lever Bracket Gib Adjusting Plate (2)
219E	13706	Buttonhole Cutting Lever Bracket Gib Adjusting Plate Screw (4) ..

Parts for Machine No. 99w50

No.	Plate	Name
206482	13706	Buttonhole Cutting Lever Bracket Gib Adjusting Plate Screw Washer (4)
201176E	13706	Buttonhole Cutting Lever Bracket Gib Screw (6)
232051	13706	Buttonhole Cutting Lever Hinge Stud
201211E	13706	Buttonhole Cutting Lever Hinge Stud Set Screw
232052	13707	Buttonhole Cutting Lever Spring
232482	13707	" " " "
		Bracket
232483	13707	Buttonhole Cutting Lever Spring Bracket Pin
232053	13711	Buttonhole Cutting Pressure Wedge with 232056
*201155D	13707	Buttonhole Cutting Pressure Wedge Adjusting Screw
250538	13927	Buttonhole Cutting Pressure Wedge Adjusting Screw 201155D with 2273, 201672E, 232054 and 232055
232054	13707	Buttonhole Cutting Pressure Wedge Adjusting Screw Collar
232055	13707	Buttonhole Cutting Pressure Wedge Adjusting Screw Collar Position Pin
232466	13707	Buttonhole Cutting Pressure Wedge Adjusting Screw Lock Spring ..
662D	13707	Buttonhole Cutting Pressure Wedge Adjusting Screw Lock Spring Screw
201672E	13707	Buttonhole Cutting Pressure Wedge Adjusting Screw Nut
2273	13707	Buttonhole Cutting Pressure Wedge Adjusting Screw Nut Pin
232056	13707	Buttonhole Cutting Pressure Wedge Boss
232057	13707	Buttonhole Cutting Pressure Wedge Post with 662D and 232466
200122H	13706	Buttonhole Cutting Pressure Wedge Post Screw
232512	13708	Buttonhole Cutting Shaft
232383	13708	" " " Hand Crank with 201484c
201468H	13707	Buttonhole Cutting Shaft Hand Crank Cap Screw
201484c	13707	Buttonhole Cutting Shaft Hand Crank Position Screw

Parts for Machine No. 99w50

No.	Plate	Name
203172	15414	Buttonhole Cutting Shaft Hand Crank Washer
232475	13704	Buttonhole Cutting Shaft Pulley (loose) with eight 232817
232513	13707	Buttonhole Cutting Shaft Pulley Bushing
232817	13707	Buttonhole Cutting Shaft Pulley Stud
232063	13708	Buttonhole Cutting Starting Lever with 201085c
232718	13707	Buttonhole Cutting Starting Lever Hinge Stud
200530E	13881	Buttonhole Cutting Starting Lever Hinge Stud Set Screw
232064	13707	Buttonhole Cutting Starting Lever Latch
350148E	13927	Buttonhole Cutting Starting Lever Latch Hinge Screw
201531E	13701	Buttonhole Cutting Starting Lever Latch Hinge Screw Nut
232065	13707	Buttonhole Cutting Starting Lever Latch Spring
201218E	13707	Buttonhole Cutting Starting Lever Latch Spring Screw Stud (2) ..
200E	13930	Buttonhole Cutting Starting Lever Latch Stop Screw
232831	13708	Buttonhole Cutting Starting Lever Lock
110C	13707	Buttonhole Cutting Starting Lever Lock Screw (2)
201085C	13707	Buttonhole Cutting Starting Lever Restoring Screw Stud
232067	13927	Buttonhole Cutting Starting Lever Support
200036D	13927	Buttonhole Cutting Starting Lever Support Screw
232726	13927	Buttonhole Position Gauge (for flies)
232727	13711	Buttonhole Position Gauge (for straps)
1423F	13707	Buttonhole Position Gauge Screw
203149	15414	" " " " Washer
232776	—	Cord Guard
204057	13927	" Guide (wire)
222896	13711	" " (stud)
232730	13711	" Pull-off Disc with two 458c ..

Parts for Machine No. 99w50

No.	Plate	Name
458c	13711	Cord Pull-off Disc Set Screw
232731	13711	" " Rod
232732	13711	" " " Guide
200567H	13701	" " " " Screw (2) ..
201315c	13711	" " " Screw
232823	13711	" Tension Plate with 468c
226D	13927	" " Screw
232824	13711	" " Spring (flat)
468c	13711	" " " Adjusting Screw.
665D	13711	" " " Screw
232825	13711	" " " Washer
232826	13711	" " Take-up Spring
226D	13927	" " " " Screw
232825	13711	" " " " " "
		Washer
232827	—	Cord Tension complete, Nos. 226D, 665D, 232823, 232824, 232826 and two 232825
232954	—	Drip Pan with 232930, 232931, 232936, 232937, two 232982 and four 200567H
203184	13927	Drip Pan Clamp
200262H	13927	" " " Hinge Screw
200728B	13927	" " " Thumb Screw
350150E	13927	" " " " " Socket
201506B	13927	" " " " " "
		Lock Nut
203185	13927	Drip Pan Clamp Thumb Screw Washer
232472	13712	Driving Wheel (loose)
232110	—	" " with 200395c and two 232113
232112	13927	Driving Wheel Friction Gib
232113	13927	" " " " " Posi- tion Pin
8873	15414	Driving Wheel Position Pin
200395c	15415	" " Set Screw
255507	15416	" " Stop Cam
251025	15416	" " " " " Position Collar with 1036c
1036c	15414	Driving Wheel Stop Cam Position Collar Set Screw
232115	13927	Driving Wheel Stop Cam Spring
200096D	13731	" " " " " "
		Position Screw
350073E	13925	Driving Wheel Stop Cam Stop Screw

Parts for Machine No. 99w50

No.	Plate	Name
232520	13712	Face Plate
641D	13929	" " Screw (2)
232521	13713	Feed Adjusting Gear
232522	13713	" " " Bracket
232523	13713	" " " " Clamping Post
129E	13929	Feed Adjusting Gear Bracket Clamping Post Screw (2)
524C	13929	Feed Adjusting Gear Bracket Screw
1245C	13929	Feed Adjusting Gear Screw Stud
232525	13713	" Driving Gear (intermediate) with 457C
232721	13929	Feed Driving Gear (intermediate) Position Pin
457C	13703	Feed Driving Gear (intermediate) Set Screw
232526	13713	Feed Driving Gear (intermediate) Shaft
232527	13713	Feed Hand Ratchet Lever
232528	13713	" " " " Pawl
1359E	13929	" " " " Hinge Screw
232529	13736	Feed Wheel
232864	13928	" " Chip Guard
200085E	13929	" " " " Screw
9525	13929	" " " " Washer
232530	13929	Feed Wheel Driving Pawl
201385C	13929	" " " " Screw ..
232531	13929	" " " " Spring .
232130	13929	" " " Rack (return feed)
201207D	13714	Feed Wheel Driving Rack Screw ..
232532	13713	" " " Ring
232533	13719	" " " " Friction Spring
201384D	13714	Feed Wheel Driving Ring Friction Spring Screw
232534	13714	Feed Wheel Driving Ring Gib
232310	13714	" " " " " Position Pin
201362C	13714	Feed Wheel Screw Stud
232535	—	Feed Wheel complete, Nos. 232022, 232130, 232269, 232425, 232426, 232529, 232532, two each 200055D, 200581H, 201207D, three each 201384D, 201385C, 232530, 232531, 232533, 232534 and six 232310 ..

Parts for Machine No. 99w50

No.	Plate	Name
232832	13715	Finger Starting Bell Crank
35D	13714	" " " " Hinge
		Screw
232833	13715	Finger Starting Connection
183D	13714	" " " Screw (2)
232834	13715	" " Lever
232835	13714	" " " Carrier
990D	13703	" " " " Screw ..
232836	13714	" " " " Spring ..
232837	13714	" " " " Washer .
217D	13703	" " " Screw
232838	13714	" " Rod
232839	13714	" " " Collar (back)
		with 237F
237F	13706	Finger Starting Rod Collar (back)
		Screw
232840	13714	Finger Starting Rod Collar (front)
		with 201288D
201288D	13714	Finger Starting Rod Collar (front)
		Screw
2273	13707	Finger Starting Rod Pin
232841	13714	" " " Spring
201160E	13714	" " " " Screw
		Eye
232539	13719	Intermittent Feed Driving Wheel
		with two 465c
*232540	13704	Intermittent Feed Driving Wheel
		Bracket
232244	13701	Intermittent Feed Driving Wheel
		Bracket Position Pin (2)
129E	13929	Intermittent Feed Driving Wheel
		Bracket Screw (4)
250589	13929	Intermittent Feed Driving Wheel
		Driving Stud
204648	13714	Intermittent Feed Driving Wheel
		Driving Stud Position Pin
232541	13714	Intermittent Feed Driving Wheel
		Position Pin
465c	13714	Intermittent Feed Driving Wheel
		Set Screw
232542	13715	Intermittent Feed Driving Wheel
		Shaft
232452	13715	Intermittent Feed Driving Wheel
		Shaft Gear with two 465c
12509	13929	Intermittent Feed Driving Wheel
		Shaft Gear Position Pin
465c	13714	Intermittent Feed Driving Wheel
		Shaft Gear Set Screw

Parts for Machine No. 99w50

No.	Plate	Name
232544	13714	Looper
232545	13714	" Adjusting Gib
232546	13714	" Carrier
232547	13716	" " Crank (driven)
200543H	13716	" " " " Cap Screw
232550	13716	" " " (driving)
232551	13716	" " " Bracket
193D	13701	" " " " Screw (2)
*232548	13716	" " " Driving Con- nection
255505	—	Looper Carrier Crank Driving Con- nection 232548 with 232549
232310	13714	Looper Carrier Crank Driving Con- nection Position Pin (2)
208D	13716	Looper Carrier Crank Driving Con- nection Screw (2)
*232549	13716	Looper Carrier Crank Driving Spiral with 906E
232055	13707	Looper Carrier Crank Driving Spiral Position Pin
906E	13716	Looper Carrier Crank Driving Spiral Set Screw
350064C	13929	Looper Carrier Hinge Screw (2) ..
232552	13716	" " " " Bush- ing (2)
201488F	13716	Looper Screw
232553	13715	" and Under Needle Carrier with 232634
201658C	13716	Looper and Under Needle Carrier Adjusting Nut
201659C	13716	Looper and Under Needle Carrier Adjusting Nut Locking Nut
*232554	13740	Looper and Under Needle Carrier Frame with 232558 and three 896E
232866	13929	Looper and Under Needle Carrier Frame Position Pin (2)
201082E	13716	Looper and Under Needle Carrier Frame Screw (3)
232555	13716	Looper and Under Needle Carrier Rotating Gear with 906E
232556	13716	Looper and Under Needle Carrier Rotating Gear Position Stud ...
906E	13716	Looper and Under Needle Carrier Rotating Gear Set Screw
232557	13716	Looper and Under Needle Driving Bar
*232558	13716	Looper and Under Needle Driving Bar Bearing

Parts for Machine No. 99w50

No.	Plate	Name
896E	13716	Looper and Under Needle Driving Bar Bearing Screw
232559	13716	Looper and Under Needle Driving Connection with 232711
255514	15414	Looper and Under Needle Driving Crank
1239D	15414	Looper and Under Needle Driving Crank Cap Screw
255524	15414	Looper and Under Needle Driving Crank Locking Stud
255516	15414	Looper and Under Needle Driving Crank Locking Stud Spring
201144E	13732	Looper and Under Needle Driving Crank Locking Stud Spring Screw
232562	13717	Looper and Under Needle Driving Fork with 200E
232343	13717	Looper and Under Needle Driving Fork Position Pin
200E	13930	Looper and Under Needle Driving Fork Set Screw
232563	13717	Looper and Under Needle Driving Gear with 465E
232340	13717	Looper and Under Needle Driving Gear Position Pin
465E	13714	Looper and Under Needle Driving Gear Set Screw
255517	15414	Looper and Under Needle Driving Lever with 175D
1301C	13717	Looper and Under Needle Driving Lever Hinge Screw
175D	13717	Looper and Under Needle Driving Lever Pinch Screw
232565	13717	Looper and Under Needle Driving Lever Link with two 208D
201367F	13717	Looper and Under Needle Driving Lever Link Hinge Screw (2) ..
208D	13716	Looper and Under Needle Driving Lever Link Pinch Screw
232566	13717	Looper and Under Needle Driving Link with 185H and two 208D ..
199D	13717	Looper and Under Needle Driving Link Cap Screw
185H	13717	Looper and Under Needle Driving Link Pinch Screw
208D	13716	Looper and Under Needle Driving Link Screw
255525	15414	Looper and Under Needle Driving Shaft

Parts for Machine No. 99w50

No.	Plate	Name
255526	—	Looper and Under Needle Driving Shaft 255525 with 1239D, 201144E, 255514, 255516 and 255524
232561	13717	Looper and Under Needle Driving Shaft Bushing
208D	13716	Looper and Under Needle Driving Shaft Bushing Screw (2)
250835	13709	Needle Bar
232177	13717	" " Bushing
232178	13717	" " Connecting Link
232709	13717	" " " " Stud with 222598
222598	—	Needle Bar Connecting Link Stud Oil Packing (wick)
200382C	13717	Needle Bar Connecting Link Stud Set Screw
232176	13717	Needle Bar Driving Collar with 200083E
200083E	13717	Needle Bar Driving Collar Pinch Screw
232568	13715	Needle Bar Driving Crank with 200394C and two 200382C
40025	13703	Needle Bar Driving Crank Position Pin
200394C	13717	Needle Bar Driving Crank Set Screw
232569	13717	Needle Bar Driving Swivel with 222598
222598	—	Needle Bar Driving Swivel Oil Packing (wick)
232813	13717	Needle Bar Guide
203D	13717	" " " " Screw
232814	13717	" " " " Washer
232571	13718	" " Rotating Gear
201661C	13718	Needle Bar Rotating Gear Adjusting Nut with 171D
171D	13718	Needle Bar Rotating Gear Adjusting Nut Pinch Screw
232572	13718	Needle Guard with 232573
232573	13718	" " Position Pin
201381D	13718	" " Screw
232574	13719	" Holder (adjustable) with 735C
203D	13717	" " Screw
735C	13735	" Set Screw
232734	13715	Return Feed Arm
201475E	13718	" " " " Hinge Screw ..
232735	13718	" " " " Swivel
232736	13718	" " " " Collar with 200119F

Parts for Machine No. 99w50

No.	Plate	Name
200119F	13718	Return Feed Arm Swivel Collar Set Screw
201473C	13718	Return Feed Arm Swivel Screw ...
1518E	13718	" " " " " Nut
232737	13740	" " Connection with two 171E
171E	13718	Return Feed Connection Screw ..
232738	13740	" " Crank Shaft with 399D, 402D and 255501
232739	13718	Return Feed Crank Shaft Bushing
200100E	13701	" " " " " " Screw (2)
255501	13929	Return Feed Crank Shaft Cam Plate
399D	13929	Return Feed Crank Shaft Cam Plate Screw
402D	13727	Return Feed Crank Shaft Cam Plate Screw
232740	13718	Return Feed Crank Shaft Clutch Lock
232741	13718	Return Feed Crank Shaft Clutch Lock Plate
202E	13718	Return Feed Crank Shaft Clutch Lock Plate Screw (2)
232742	13718	Return Feed Crank Shaft Clutch Lock Spring
203E	13717	Return Feed Crank Shaft Clutch Lock Spring Screw
7071	13718	Return Feed Crank Shaft Clutch Lock Spring Screw Washer
232743	13718	Return Feed Crank Shaft Clutch Plate
207E	13718	Return Feed Crank Shaft Clutch Plate Screw
232744	13718	Return Feed Crank Shaft Driver with 452C
2117	13718	Return Feed Crank Shaft Driver Pin
452C	13718	Return Feed Crank Shaft Driver Set Screw
232745	13740	Return Feed Crank Shaft Gear with six each 207E and 232743 ..
201468H	13707	Return Feed Crank Shaft Screw ..
232746	13715	" " Driving Gear
145E	13718	" " " " Screw (2)
232747	13740	" " Gear Guard

Parts for Machine No. 99w50

No.	Plate	Name
1178D	13718	Return Feed Gear Guard Screw (2)
232748	13718	" " Pawl
74D	13718	" " " Hinge Screw ...
232749	13718	" " " Spring
190D	13718	" " " " Screw
7071	13718	" " " " " Washer
232750	13715	" " Starting Lever
232751	13720	" " " " Adjust- ing Arm
1255D	13720	Return Feed Starting Lever Ad- justing Arm Screw
226163	13720	Return Feed Starting Lever Ad- justing Arm Screw Washer
232842	13720	Return Feed Starting Lever Ad- justing Arm Spring
201160E	13714	Return Feed Starting Lever Ad- justing Arm Spring Screw Eye..
232752	13720	Return Feed Starting Lever Clutch Plate
232344	13726	Return Feed Starting Lever Clutch Plate Position Pin
178D	13735	Return Feed Starting Lever Clutch Plate Screw
232753	13720	Return Feed Starting Lever Guide Plate
203D	13717	Return Feed Starting Lever Guide Plate Screw
206482	13706	Return Feed Starting Lever Guide Plate Screw Washer
9D	13703	Return Feed Starting Lever Hinge Screw
232754	13720	Return Feed Starting Lever Latch with 232755
90D	13720	Return Feed Starting Lever Latch Hinge Screw
232755	13720	Return Feed Starting Lever Latch Pin
232756	13720	Return Feed Starting Lever Latch Spring
203D	13717	Return Feed Starting Lever Latch Spring Screw
206482	13706	Return Feed Starting Lever Latch Spring Screw Washer
232757	13720	Return Feed Starting Lever Releas- ing Lever
232758	13720	Return Feed Starting Lever Releas- ing Lever Safety Arm
898D	13720	Return Feed Starting Lever Releas- ing Lever Safety Arm Screw ...

Parts for Machine No. 99w50

No.	Plate	Name
39541	13720	Return Feed Starting Lever Releas- ing Lever Safety Arm Screw Washer
27E	13720	Return Feed Starting Lever Releas- ing Lever Hinge Screw
196F	13720	Return Feed Starting Lever Releas- ing Lever Stop Screw
232759	13720	Return Feed Starting Lever Trip with 232763
68D	13720	Return Feed Starting Lever Trip Hinge Screw
232760	13720	Return Feed Starting Lever Trip Lever
255502	13929	Return Feed Starting Lever Trip Lever Hinge Stud
357C	13929	Return Feed Starting Lever Trip Lever Hinge Stud Set Screw ...
232761	13720	Return Feed Starting Lever Trip Lever Link
200161D	13720	Return Feed Starting Lever Trip Lever Link Cap Screw
90D	13720	Return Feed Starting Lever Trip Lever Link Hinge Screw
232762	13720	Return Feed Starting Lever Trip Spring
217D	13703	Return Feed Starting Lever Trip Spring Screw
7071	13718	Return Feed Starting Lever Trip Spring Screw Washer
232763	13721	Return Feed Starting Lever Trip Stop Pin
232425	13721	Safety Cam
232426	13721	" " Position Pin
200055D	13721	" " Screw
232578	13722	" Lever
54C	13721	" " Hinge Screw
232428	13721	" " Spring
200310E	13721	" " " Screw
201356E	13721	" " " " Stud (for Bed)
232381	13721	" Plate
200577H	13927	" " Screw (2)
232579	13722	Starting Lever with 200363C
232580	13722	" " Cam Plate
200574E	13721	" " " " Screw (2)
232235	13722	" " Lock with 201356E..
201113C	13721	" " " Hinge Screw ..
232236	13721	" " " Spring
201356E	13721	" " " " Screw Stud

Parts for Machine No. 99w50

No.	Plate	Name
201358E	13721	Starting Lever Lock Spring Screw Stud (for Bed)
232581	13721	Starting Lever Locking Plate
200542C	13721	" " " " Screw
228026	13706	" " " " "
		Washer
201442C	—	Starting Lever Position Screw
232238	13721	" " Roller
201083C	13721	" " " Screw
200363C	13871	" " Set Screw
232582	13722	" " Unlocking Lever ...
42F	13721	" " " " Hinge
		Screw
201485C	13721	Starting Lever Unlocking Lever Stop Screw
201531H	13701	Starting Lever Unlocking Lever Stop Screw Nut
232583	13722	Starting Lever Unlocking Lever Tripping Point
1209C	13721	Starting Lever Unlocking Lever Tripping Point Screw
39541	13720	Starting Lever Unlocking Lever Tripping Point Screw Washer ..
232269	13721	Starting Lever Unlocking Lever Tripping Stud (for Feed Wheel)
232584	—	Stitch Regulating Gear, for 36 stitches
232585	—	Stitch Regulating Gear, for 40 stitches
232586	—	Stitch Regulating Gear, for 44 stitches
Note: No. 232586 is furnished with this machine unless another Stitch Regulating Gear is specified on order.		
232587	13721	Stitch Regulating Gear, for 50 stitches
232588	—	Stitch Regulating Gear, for 56 stitches
232589	—	Stitch Regulating Gear, for 60 stitches
201660C	13721	Stitch Regulating Gear Lock Nut
232590	13722	" Rotating Lever (lower) with 456c
232719	13703	Stitch Rotating Lever (lower) Position Pin
201871	13721	Stitch Rotating Lever (lower) Roller
201115C	13723	Stitch Rotating Lever (lower) Roller Screw Stud

Parts for Machine No. 99w50

No.	Plate	Name
201666E	13723	Stitch Rotating Lever (lower) Roller Screw Stud Nut
456C	13929	Stitch Rotating Lever (lower) Set Screw
232591	13722	Stitch Rotating Lever (upper) with 448c
40025	13703	Stitch Rotating Lever (upper) Position Pin
448C	13703	Stitch Rotating Lever (upper) Set Screw
232807	13723	Stitch Rotating Lever Connection (front section) (lower)
232593	13723	Stitch Rotating Lever Connection (front section) (upper)
232808	13723	Stitch Rotating Lever Connection (rear section) (lower)
232592	13723	Stitch Rotating Lever Connection (rear section) (upper)
58F	13723	Stitch Rotating Lever Connection Hinge Screw (4)
172D	13723	Stitch Rotating Lever Connection Screw (lower)
190D	13718	Stitch Rotating Lever Connection Screw (upper)
39504	13723	Stitch Rotating Lever Connection Screw Washer (lower)
250540	15414	Stitch Rotating Lever Connection Screw Washer (upper)
232764	—	Stitch Rotating Lever Connection (lower) complete, Nos. 232807, 232808, two each 172D and 39504
232594	—	Stitch Rotating Lever Connection (upper) complete, Nos. 232592, 232593, 232786, two each 190D and 250540
232595	13722	Stitch Rotating Lever Rock Shaft
232596	13722	" " Sector (lower)
232597	13722	" " " " Bracket
690D	13723	" " " " " Screw
226163	13720	Stitch Rotating Sector (lower) Bracket Screw Washer
232861	13928	Stitch Rotating Sector (lower) Guard
934D	13929	Stitch Rotating Sector (lower) Guard Screw (2)
201363C	13723	Stitch Rotating Sector (lower) Hinge Screw

Parts for Machine No. 99w50

No.	Plate	Name
232598	13722	Stitch Rotating Sector (upper)
232599	13724	" " " "
		Bracket
201395D	13723	Stitch Rotating Sector (upper)
		Bracket Screw (2)
232849	—	Stitch Rotating Sector (upper)
		and Gear Guard with two 448c..
232862	13928	Stitch Rotating Sector (upper)
		and Gear Guard Cover
1443D	13929	Stitch Rotating Sector (upper)
		and Gear Guard Cover Screw (2)
448C	13703	Stitch Rotating Sector (upper)
		and Gear Guard Set Screw
232258	13723	Stop Button
232259	13723	" " Pin
251026	15416	" Lever with 200352c
255503	13928	" " Bracket with 357c
350263E	15414	" " Screw
232765	13724	" " Extension Lever
52C	13723	" " " Hinge
		Screw
232766	13723	Stop Lever Extension Lever Spring
201467C	13725	" " " " Stop
		Screw
1517E	13725	Stop Lever Extension Lever Stop
		Screw Nut
232263	13725	Stop Lever Friction Pad (rawhide)
200110D	13703	" " " " Screw (2)
255099	15414	" " Interlocking Slide
201084C	13725	" " " " Adjust-
		ing Screw
201628E	13725	Stop Lever Interlocking Slide Ad-
		justing Screw Nut
1178D	13718	Stop Lever Interlocking Slide
		Screw
232265	13725	Stop Lever Interlocking Slide
		Screw Washer
250416	13929	Stop Lever Interlocking Slide
		Spring
232261	13734	Stop Lever Lock
200061D	13701	" " " " Screw (2)
201442C	—	" " Position Screw
200352C	13725	" " Set Screw
232267	13725	" " Shaft
232268	13725	" " Spring
201110D	13725	" " " " Screw
232601	13725	Thread Clamping Blade
232602	13725	" Cutting Blade
232767	13719	" " " Connecting Rod

Parts for Machine No. 99w50

No.	Plate	Name
201476C	13725	Thread Cutting Blade Connecting Rod Ball Screw
232768	13725	Thread Cutting Blade Connecting Rod Collar (back) with 237F
2273	13707	Thread Cutting Blade Connecting Rod Collar (back) Pin
237F	13706	Thread Cutting Blade Connecting Rod Collar (back) Set Screw ...
232769	13725	Thread Cutting Blade Connecting Rod Collar (front) with 201288D
201288D	13714	Thread Cutting Blade Connecting Rod Collar (front) Set Screw ..
232770	13726	Thread Cutting Blade Connecting Rod Guide
232606	13725	Thread Cutting Blade Connecting Rod Guide Bracket with 237F ..
232343	13717	Thread Cutting Blade Connecting Rod Guide Bracket Pin
237F	13706	Thread Cutting Blade Connecting Rod Guide Bracket Set Screw ..
232809	13719	Thread Cutting Blade Connecting Rod Guide Bracket Shim
127D	13719	Thread Cutting Blade Connecting Rod Guide Screw
232771	13719	Thread Cutting Blade Connecting Rod Latch
35D	13714	Thread Cutting Blade Connecting Rod Latch Hinge Screw
232772	13719	Thread Cutting Blade Connecting Rod Latch Spring
23606	13726	Thread Cutting Blade Connecting Rod Spring
232810	13726	Thread Cutting Blade Connecting Rod Washer (rawhide)
232773	13734	Thread Cutting Blade Opening Arm (adjustable)
172D	13723	Thread Cutting Blade Opening Arm Adjusting Screw
228026	13706	Thread Cutting Blade Opening Arm Adjusting Screw Washer
232774	13709	Thread Cutting Blade Opening Cam with 448C
40025	13703	Thread Cutting Blade Opening Cam Pin
448C	13703	Thread Cutting Blade Opening Cam Set Screw
232775	13709	Thread Cutting Blade Opening Lever with 200019E

Parts for Machine No. 99w50

No.	Plate	Name
200019E	13726	Thread Cutting Blade Opening Lever Clamping Screw
232777	13719	Thread Cutting Blade Opening Lever Cushion (rawhide)
232778	13719	Thread Cutting Blade Opening Lever Cushion Bracket
193D	13701	Thread Cutting Blade Opening Lever Cushion Bracket Attaching Screw
967D	13719	Thread Cutting Blade Opening Lever Cushion Bracket Screw
208D	13716	Thread Cutting Blade Opening Lever Cushion Screw (2)
200606F	13737	Thread Cutting Blade Opening Lever Position Screw
232780	13726	Thread Cutting Blade Opening Lever Sleeve
232779	13726	Thread Cutting Blade Opening Lever Spring
232781	13737	Thread Cutting Blade Opening Stud
232782	13737	" " " " "
		Collar with 462c
2269	13737	Thread Cutting Blade Opening Stud Collar Pin
462C	13929	Thread Cutting Blade Opening Stud Collar Set Screw
232783	13737	Thread Cutting Blade Opening Stud Latch with 209F
2269	13737	Thread Cutting Blade Opening Stud Latch Pin
209F	13726	Thread Cutting Blade Opening Stud Latch Set Screw
232784	13737	Thread Cutting Blade Opening Stud Latch Shaft
232785	13737	Thread Cutting Blade Opening Stud Latch Spring
201160D	13714	Thread Cutting Blade Opening Stud Latch Spring Screw Eye
201477C	13737	Thread Cutting Blade Opening Stud Screw Bushing
40053	13737	Thread Cutting Blade Opening Stud Spring
232786	13726	Thread Cutting Blade Opening Stud Trip Block
232787	13737	Thread Cutting Blade Opening Stud Trip Lever with 209F
2269	13737	Thread Cutting Blade Opening Stud Trip Lever Pin

Parts for Machine No. 99w50

No.	Plate	Name
209F	13726	Thread Cutting Blade Opening Stud Trip Lever Set Screw
232788	13737	Thread Cutting Blade Opening Stud Trip Plunger
1449H	13726	Thread Cutting Blade Opening Stud Trip Plunger Guide Screw
232789	13737	Thread Cutting Blade Opening Stud Trip Plunger Spring
219F	13706	Thread Cutting Blade Screw
232614	13726	" " " Shaft
232615	13737	" " " " Crank with 906E
232344	13726	Thread Cutting Blade Shaft Crank Position Pin
906E	13716	Thread Cutting Blade Shaft Crank Set Screw
232790	13724	Thread Cutting Blade Tripping (ad- justable) Connection
191D	13726	Thread Cutting Blade Tripping (ad- justable) Connection Adjusting Screw
39504	13723	Thread Cutting Blade Tripping (ad- justable Connection Adjusting Screw Washer
766D	13726	Thread Cutting Blade Tripping (ad- justable) Connection Hinge Screw
232616	13734	Thread Cutting Blade Tripping Lever
232791	13724	Thread Cutting Blade Tripping Lever Adjustable Section
172F	13723	Thread Cutting Blade Tripping Lever Adjustable Section Screw
39541	13720	Thread Cutting Blade Tripping Lever Adjustable Section Screw Washer
788D	13720	Thread Cutting Blade Tripping Lever Hinge Screw
232631	13737	Throat Plate
232632	13726	" " Holder with 201365c and 201368E
201365c	13726	Throat Plate Holder Adjusting Screw
201368E	13726	Throat Plate Holder Adjusting Screw Clamp Screw
201386c	13726	Throat Plate Holder Hinge Screw
191D	13726	" " " Lock Adjusting Screw
232811	13726	Throat Plate Holder Lock Section (front)

Parts for Machine No. 99w50

No.	Plate	Name
232812	13726	Throat Plate Holder Lock Section (rear)
232633	—	Throat Plate Holder Lock complete, Nos. 191D, 232811 and 232812 ...
200097C	13726	Throat Plate Holder Lock Screw..
201486C	13726	" " " " Position Screw
201674H	13726	" " " " " "
		Nut
10107	13929	Throat Plate Holder Position Screw Spring
232634	13726	Throat Plate Holder Stop Stud ...
232635	13724	" " " Locking Ring
200574E	13721	" " " " Screw (3)
50168E	13727	" " " Screw
226163	13720	" " " Washer
232636	13727	" " " Tipping Point
190D	13718	" " " " " Screw
7071	13718	" " " " " "
		Washer
232637	13737	Under Needle Carrier
232638	13727	" " " Bracket
193D	13701	" " " " " Screw (2)
350067E	13929	Under Needle Carrier Cap Screw
232850	—	" " " " " "
		Washer
*232639	13727	Under Needle Carrier Connecting Link with four 220D
255506	—	Under Needle Carrier Connecting Link 232639 with two 201379C ...
201379C	13727	Under Needle Carrier Connecting Link Ball Screw
220D	13727	Under Needle Carrier Connecting Link Screw
232640	13727	Under Needle Clamping Plate with 232310
232310	13714	Under Needle Clamping Plate Posi- tion Pin
350248H	15414	Under Needle Clamping Plate Screw
232829	13727	Under Needle Stop Plate
232711	13727	" " " Thread Bushing
232646	13727	" " " " Controller Plate
232648	13727	" " " " Guide
228F	13727	" " " " " Screw (2)
232863	13929	" " " " " Wire.....
229D	13929	" " " " " " Screw
232516	13740	" " " " " Leader (brass)

Parts for Machine No. 99w50

No.	Plate	Name
232517	13727	Under Needle Thread Leader Bracket (2)
190D	13718	Under Needle Thread Leader Bracket Screw (4)
991C	13727	Under Needle Thread Nipper Adjusting Screw
1550J	13727	Under Needle Thread Nipper Adjusting Screw Nut
232649	13727	Under Needle Thread Nipper Block
402D	13727	" " " " "
		Screw (2)
232650	13727	Under Needle Thread Nipper Lever
35C	13714	" " " " "
		Hinge Screw
201354E	13727	Under Needle Thread Nipper Screw Stud
194C	13727	Under Needle Thread Nipper Screw Stud Guide Screw
201657C	13727	Under Needle Thread Nipper Screw Stud Nut (thread nipping)
232651	13727	Under Needle Thread Nipper Screw Stud Spring
232652	13727	Under Needle Thread Pull-off
217E	13703	" " " " Screw
232653	13724	" " " Tension Bracket
691F	13735	Under Needle Thread Tension Bracket Screw (2)
2102	13727	Under Needle Thread Tension Disc (2)
1560C	13727	Under Needle Thread Tension Regulating Thumb Nut
201361C	13727	Under Needle Thread Tension Screw Stud
232515	13727	Under Needle Thread Tension Spring
232270	13728	Under Needle and Cord Clamping Spring (long)
232271	13737	Under Needle and Cord Clamping Spring (short)
200186B	13728	Under Thread and Cord Clamping Spring Screw
232272	13728	Under Thread and Cord Cutter
200186B	13728	" " " " "
		Screw
232654	13728	Upper Needle Thread Guide
1159F	13728	" " " " Set
		Screw

Parts for Machine No. 99w50

No.	Plate	Name
232792	13724	Upper Needle Thread Leader
1664E	13728	“ “ “ “ Nut..
232655	13728	“ “ “ Pull-off
232656	13728	“ “ “ Guide
		Bracket with 196F
40045	13728	Upper Needle Thread Pull-off Guide
		Bracket Washer (rawhide)
232657	13733	Upper Needle Thread Pull-off Lev-
		er (front section)
232658	13733	Upper Needle Thread Pull-off Lev-
		er (rear section)
190D	13718	Upper Needle Thread Pull-off Lev-
		er Adjusting Screw
7071	13718	Upper Needle Thread Pull-off Lev-
		er Adjusting Screw Washer
201364C	13728	Upper Needle Thread Pull-off Lev-
		er Driving Screw Stud
201466E	13728	Upper Needle Thread Pull-off Lev-
		er Hinge Screw
232659	13728	Upper Needle Thread Pull-off Lev-
		er Spring
200294H	13728	Upper Needle Thread Pull-off Lev-
		er Spring Stop Screw
201372C	13728	Upper Needle Thread Pull-off
		Screw Bushing
196F	13720	Upper Needle Thread Pull-off Set
		Screw
232660	13728	Upper Needle Thread Take-up with
		two 457C
232244	13701	Upper Needle Thread Take-up Posi-
		tion Pin
457C	13703	Upper Needle Thread Take-up Set
		Screw
232661	13728	Upper Needle Thread Take-up
		Thread Guide
232662	13733	Upper Needle Thread Take-up
		Thread Guide Bracket with 735C
		and 1159F
232794	13729	Upper Needle Thread Take-up
		Thread Guide Bracket Plate ...
233D	13728	Upper Needle Thread Take-up
		Thread Guide Bracket Plate
		Screw
160D	13728	Upper Needle Thread Take-up
		Thread Guide Bracket Screw (3)
232663	—	Upper Needle Thread Take-up
		Thread Guide Bracket complete,
		Nos. 232654, 232661, 232662, 232664
		to 232666, 232794 and six 233D ..

Parts for Machine No. 99w50

No.	Plate	Name
232664	13729	Upper Needle Thread Take-up Thread Guide Hinge Pin
735C	13735	Upper Needle Thread Take-up Thread Guide Hinge Pin Set Screw
232665	13729	Upper Needle Thread Take-up Thread Guide Spring Latch
233D	13728	Upper Needle Thread Take-up Thread Guide Spring Latch Screw
232666	13729	Upper Needle Thread Take-up Thread Stripper
233D	13728	Upper Needle Thread Take-up Thread Stripper Screw
232667	13733	Upper Needle Thread Tension Bracket
232343	13717	Upper Needle Thread Tension Bracket Position Pin
160D	13728	Upper Needle Thread Tension Bracket Screw
32012	13729	Upper Needle Thread Tension Disc (2)
1560C	13727	Upper Needle Thread Tension Reg- ulating Thumb Nut
232668	13733	Upper Needle Thread Tension Re- leaser Arm
32D	13729	Upper Needle Thread Tension Re- leaser Arm Hinge Screw
1620E	13729	Upper Needle Thread Tension Re- leaser Arm Hinge Screw Nut ..
232795	13729	Upper Needle Thread Tension Re- leaser Cam with 209F
232721	13929	Upper Needle Thread Tension Re- leaser Cam Pin
209F	13726	Upper Needle Thread Tension Re- leaser Cam Set Screw
232796	13733	Upper Needle Thread Tension Re- leaser Connection (lower section)
232797	13733	Upper Needle Thread Tension Re- leaser Connection (upper section)
940F	13729	Upper Needle Thread Tension Re- leaser Connection Hinge Screw
203D	13717	Upper Needle Thread Tension Re- leaser Connection Screw (2) ...
7071	13718	Upper Needle Thread Tension Re- leaser Connection Screw Washer
232434	13729	Upper Needle Thread Tension Re- leaser Connection Spring

Parts for Machine No. 99w50

No.	Plate	Name
201160E	13714	Upper Needle Thread Tension Re- leaser Connection Spring Screw Eye (2)
32572	13729	Upper Needle Thread Tension Re- leasing Disc
39635	13729	Upper Needle Thread Tension Re- leasing Pin
1388C	13729	Upper Needle Thread Tension Screw Stud
13710	13729	Upper Needle Thread Tension Spring
232799	13729	Upper Needle Thread Tension Thread Guide
250590	13736	Vertical Shaft with two each 204648 and 250589
255522	15416	Vertical Shaft Bevel Gear (lower) with two 453C
232719	13703	Vertical Shaft Bevel Gear (lower) Position Pin
453C	13701	Vertical Shaft Bevel Gear (lower) Set Screw
232673	13733	Vertical Shaft Bevel Gear (upper) (order Position Screws or Set Screws as required)
40025	13703	Vertical Shaft Bevel Gear (upper) Position Pin
350223E	15414	Vertical Shaft Bevel Gear Position Screw
448E	13703	Vertical Shaft Bevel Gear (upper) Set Screw
232713	13729	Vertical Shaft Bushing (lower) ...
1149C	13729	" " " " Set Screw
232710	13730	Vertical Shaft Bushing (upper) ...
575C	13730	" " " " Set Screw
232436	13739	Work Clamp Arm (left)
232437	13739	" " " (right)
232293	13730	" " " Adjusting Wedge
232294	13730	" " " Bracket (left) ..
232295	13730	" " " " (right) ...
200092D	13730	" " " " Screw ...
232334	13730	" " " Cam (right) with 735C
232343	13717	Work Clamp Arm Cam Position Pin
735C	13735	" " " " Set Screw..
232674	13730	" " " " Shaft (left)
232317	13730	" " " " " (right)

Parts for Machine No. 99w50

No.	Plate	Name
232675	13731	Work Clamp Arm Hinge Block (left) with 200389E
232297	13731	Work Clamp Arm Hinge Block (right) with 200389E
232343	13717	Work Clamp Arm Hinge Block Position Pin
200389E	13731	Work Clamp Arm Hinge Block Set Screw
232676	13731	Work Clamp Arm Hinge Pin (left)
232677	13731	" " " " " (right)
200051F	13731	" " " Screw
226163	13720	" " " " Washer ...
232299	13731	" " " Spring
200139E	13731	" " " " Screw
232843	—	" " Base (left), for $\frac{1}{2}$ in. buttonhole
232853	—	Work Clamp Base (left) 232843 with 35D, 106C, 127D, 190D, 227D, 402D, 960D, 990D, 991C, 1550J, 2273, 23606, 200051F, 200139E, 201373D, 201476C, 214523, 226163, 232270 to 232272, 232293, 232294, 232299, 232312, 232319, 232344, 232348, 232436, 232604, 232606, 232674 to 232676, 232680, 232695 to 232699, 232705, 232767 to 232772, 232809, 232810, 232828, 232834 to 232837, 232851, two each 217D, 200092D, 200186B, 201121D, three each 7071 and 232343
232301	13736	Work Clamp Base (left), for $\frac{1}{8}$ in. buttonhole
232855	—	Work Clamp Base (left) 232301 with 35D, 106C, 127D, 190D, 227D, 402D, 960D, 990D, 991C, 1550J, 2273, 23606, 200051F, 200139E, 201373D, 201476C, 214523, 226163, 232270 to 232272, 232293, 232294, 232299, 232312, 232319, 232344, 232348, 232436, 232604, 232606, 232674 to 232676, 232680, 232695 to 232699, 232705, 232720, 232767 to 232772, 232809, 232810, 232828, 232834 to 232837, two each 217D, 200092D, 200186B, 201121D, three each 7071 and 232343

Parts for Machine No. 99w50

No.	Plate	Name
232845	—	Work Clamp Base (left), for $\frac{5}{8}$ in. buttonhole
Note: No. 232845 is furnished with this machine unless another Work Clamp Base (left) is specified on order.		
232857	—	Work Clamp Base (left) 232845 with 35D, 106C, 127D, 190D, 227D, 402D, 960D, 990D, 991C, 1550J, 2273, 23606, 200051F, 200139E, 201373D, 201476C, 214523, 226163, 232270 to 232272, 232293, 232294, 232299, 232312, 232319, 232344, 232348, 232436, 232604, 232606, 232674 to 232676, 232680, 232695 to 232699, 232705, 232767 to 232772, 232809, 232810, 232828, 232834 to 232837, 232852, two each 217D, 200092D, 200186B, 201121D, three each 7071 and 232343
232844	—	Work Clamp Base (right), for $\frac{1}{2}$ in. buttonhole
232854	—	Work Clamp Base (right) 232844 with 217D, 960D, 1423F, 7071, 200051F, 200110D, 200139E, 201373D, 203149, 214523, 225604, 226163, 232075, 232293, 232295, 232297, 232299, 232312, 232315, 232317, 232318, 232334, 232437, 232677, 232680, 232705, 232726, 232828, 232847, two each 200092D, 201121D and four 232343
232302	13736	Work Clamp Base (right), for $\frac{1}{16}$ in. buttonhole
232856	—	Work Clamp Base (right) 232302 with 217D, 960D, 1423F, 7071, 200051F, 200110D, 200139E, 201373D, 203149, 214523, 225604, 226163, 232075, 232293, 232295, 232297, 232299, 232312, 232315, 232317, 232318, 232334, 232437, 232677, 232680, 232687, 232705, 232726, 232828, two each 200092D, 201121D and four 232343
232846	—	Work Clamp Base (right), for $\frac{5}{8}$ in. buttonhole
Note: No. 232846 is furnished with this machine unless another Work Clamp Base (right) is specified on order.		

Parts for Machine No. 99w50

No.	Plate	Name
232858	—	Work Clamp Base (right) 232846 with 217D, 960D, 1423F, 7071, 200051F, 200110D, 200139E, 201373D, 203149, 214523, 225604, 226163, 232075, 232293, 232295, 232297, 232299, 232312, 232315, 232317, 232318, 232334, 232437, 232677, 232680, 232705, 232726, 232728, 232828, two each 200092D, 201121D and four 232343
232303	13731	Work Clamp Base Gib (2)
232348	13735	" " " " Position Pin (2)
200096D	13731	Work Clamp Base Gib Screw (2)
232800	13731	" " " Lock (left) ...
232802	13731	" " " " (right) ..
200319D	13731	" " " " Hinge Screw (2)
232804	13731	Work Clamp Base Lock Plate
792D	13731	" " " " " Screw (3)
232801	13729	Work Clamp Base Lock Spring (2)
201160E	13714	" " " " " Screw Eye (2)
232680	13729	Work Clamp Base Spring
232681	13729	" " " " Catch (left)
232682	13729	" " " " " (right)
200082D	15415	" " " " " Screw (2)
217D	13703	Work Clamp Base Spring Screw
7071	13718	" " " " " " Washer
232309	13729	Work Clamp Base Stop Block (back) (2)
232310	13714	Work Clamp Base Stop Block (back) Position Pin (2)
201148H	13729	Work Clamp Base Stop Block (back) Screw (2)
232805	13732	Work Clamp Base Stop Block (front)
200137D	13732	Work Clamp Base Stop Block (front) Screw
232683	13736	Work Clamp Carrier Base Plate with 232326, 232333 and 232346..
232462	13733	Work Clamp Carrier Base Plate Slide Rod
201643E	13732	Work Clamp Carrier Base Plate Slide Rod Nut

Parts for Machine No. 99w50

No.	Plate	Name
232310	13714	Work Clamp Carrier Base Plate Slide Rod Position Pin
200119D	13718	Work Clamp Carrier Base Plate Slide Rod Set Screw
232283	13734	Work Clamp Carrier Regulator with 201102c and 201868
201124E	13732	Work Clamp Carrier Regulator Adjusting Screw Stud
201662C	13732	Work Clamp Carrier Regulator Adjusting Screw Stud Nut
201125C	13732	Work Clamp Carrier Regulator Hinge Screw
201868	13732	Work Clamp Carrier Regulator Roller
201102C	13732	Work Clamp Carrier Regulator Roller Screw Stud
232684	13732	Work Clamp Carrier Regulator Slide Block
232685	13734	Work Clamp Carrier Side Throw Lever with 201097C, 201374E, 201530E and 201937
201371C	13732	Work Clamp Carrier Side Throw Lever Hinge Screw
201873	13732	Work Clamp Carrier Side Throw Lever Roller
201937	—	Work Clamp Carrier Side Throw Lever Roller 201873 with 201144E and 232686
201144E	13732	Work Clamp Carrier Side Throw Lever Roller Cap Screw
232686	13732	Work Clamp Carrier Side Throw Lever Roller Stud
201374E	13732	Work Clamp Carrier Side Throw Lever Roller Stud Cap Screw ..
232321	13732	Work Clamp Carrier Side Throw Lever Slide Block
232322	13732	Work Clamp Carrier Side Throw Lever Slide Block Guide
201061H	13732	Work Clamp Carrier Side Throw Lever Slide Block Guide Screw (2)
201097C	13732	Work Clamp Carrier Side Throw Lever Slide Block Screw Stud ..
201530E	13732	Work Clamp Carrier Side Throw Lever Slide Block Screw Stud Nut
232284	13740	Work Clamp Carrier Slide (left) with 200119D

Parts for Machine No. 99w50

No.	Plate	Name
232285	13740	Work Clamp Carrier Slide (right) with 200119D
255509	15415	Work Clamp Carrier Slide Gib (left, back)
255510	15415	Work Clamp Carrier Slide Gib (left, front)
255511	15415	Work Clamp Carrier Slide Gib (right, back)
255512	15415	Work Clamp Carrier Slide Gib (right, front)
1094E	13706	Work Clamp Carrier Slide Gib Screw
232286	13740	Work Clamp Carrier Slide Stay Plate
250597	15415	Work Clamp Carrier Slide Stay Plate Position Pin (2)
201239E	13732	Work Clamp Carrier Slide Stay Plate Screw (3)
232687	13737	Work Clamp Check (right), for $\frac{9}{16}$ in. buttonhole
232847	—	Work Clamp Check (right), for $\frac{1}{2}$ in. buttonhole
232728	—	Work Clamp Check (right), for $\frac{5}{8}$ in. buttonhole
Note: No. 232728 is furnished with this machine unless another Work Clamp Check (right) is specified on order.		
214523	13732	Work Clamp Check (right) Hinge Pin
232688	13737	Work Clamp Check (thread cut- ting) with 232806, for $\frac{9}{16}$ in. but- tonhole
232720	—	Work Clamp Check 232688 with 219F, 1348E, 1449H, 201406E, 201489D, 232344, 232601, 232602, 232614, 232615, 232689 to 232691 and 232733
232848	—	Work Clamp Check (thread cut- ting) with 232806, for $\frac{1}{2}$ in. but- tonhole
232851	—	Work Clamp Check (thread cut- ting) 232848 with 219F, 1348E, 1449H, 201406E, 201489D, 232344, 232601, 232602, 232614, 232615, 232689 to 232691 and 232733
232729	—	Work Clamp Check (thread cut- ting) with 232806, for $\frac{5}{8}$ in. but- tonhole

Parts for Machine No. 99w50

No.	Plate	Name
232852	—	Work Clamp Check (thread cutting) 232729 with 219F, 1348E, 1449H, 201406E, 201489D, 232344, 232601, 232602, 232614, 232615, 232689 to 232691 and 232733
Note: No. 232852 is furnished with this machine unless another Work Clamp Base is specified on order.		
214523	13732	Work Clamp Check (thread cutting) Hinge Pin
1449H	13726	Work Clamp Check (thread cutting) Stop Screw
232689	13737	Work Clamp Check Thread Clamping Section
232806	13732	Work Clamp Check Thread Clamping Section Position Pin
201489D	13732	Work Clamp Check Thread Clamping Section Screw
232690	13732	Work Clamp Check Thread Clamping Section Separator Washer ..
232733	13930	Work Clamp Check Thread Clamping Section Spring
1348E	13732	Work Clamp Check Thread Clamping Section Support Screw Stud
232691	13732	Work Clamp Check Thread Cutting Blade
201406E	13732	Work Clamp Check Thread Cutting Blade Screw
232536	13928	Work Clamp Closing Lever with 200E
232537	13930	Work Clamp Closing Lever Hinge Stud
232318	13732	Work Clamp Closing Lever (hand) with 735E
232343	13717	Work Clamp Closing Lever (hand) Position Pin
735E	13735	Work Clamp Closing Lever (hand) Set Screw
1976	13930	Work Clamp Closing Lever Roller
211E	13930	" " " " "
		Cap Screw
7071	13718	Work Clamp Closing Lever Roller Cap Screw Washer
350055C	13925	Work Clamp Closing Lever Roller Screw Stud
201939	—	Work Clamp Closing Lever Roller Screw Stud 350055C with 211E, 1520E, 1976 and 7071

Parts for Machine No. 99w50

No.	Plate	Name
1520E	13930	Work Clamp Closing Lever Roller Screw Stud Nut
200E	13930	Work Clamp Closing Lever Set Screw
232538	13930	Work Clamp Closing Lever Spring
232319	13732	" " Connection Lever (left) with 735E
232315	13735	Work Clamp Connection Lever (right) with 735E
232343	13717	Work Clamp Connection Lever Position Pin
735E	13735	Work Clamp Connection Lever Set Screw
232695	13735	Work Clamp Lock
991C	13727	" " " Adjusting Screw
1550J	13727	" " " " "
		Nut
106C	13735	Work Clamp Lock Hinge Screw ..
232696	13735	" " " Spring
232604	13735	" " " " Bracket ..
232348	13735	" " " " " Posi- tion Pin
402D	13727	Work Clamp Lock Spring Bracket Screw
227D	13735	Work Clamp Lock Spring Screw
7071	13718	" " " " "
		Washer
232697	13735	Work Clamp Locking Crank with 735C
232344	13726	Work Clamp Locking Crank Posi- tion Pin
735C	13735	Work Clamp Locking Crank Set Screw
232698	13735	Work Clamp Opening Spring
232699	13735	" " " Stop (adjust- able) (left)
232348	13735	Work Clamp Opening Stop (adjust- able) (left) Position Pin
190D	13718	Work Clamp Opening Stop (adjust- able) (left) Screw
7071	13718	Work Clamp Opening Stop (adjust- able) (left) Screw Washer
232075	13735	Work Clamp Opening Stop (adjust- able) (right)
200110D	13703	Work Clamp Opening Stop (adjust- able) (right) Screw
225604	13735	Work Clamp Opening Stop (adjust- able) (right) Screw Washer ...

Parts for Machine No. 99w50

No.	Plate	Name
232438	13736	Work Clamp Spreader
201373D	13735	" " " Adjusting Screw
232828	13737	" " " " "
		Bracket
960D	13737	Work Clamp Spreader Adjusting Screw Bracket Screw
232323	13737	Work Clamp Spreader Crank
232324	13738	" " " " Lock
232343	13717	" " " " "
		Position Pin
232083	13737	Work Clamp Spreader Crank Lock Spring
232326	13738	Work Clamp Spreader Crank Lock Spring Stud (large)
232346	13738	Work Clamp Spreader Crank Lock Stop Pin
232327	13738	Work Clamp Spreader Gear
200679C	13738	" " " " Screw Stud
232439	13738	Work Clamp Spreader Link
232312	13738	" " " Plate
201121D	13738	" " " " Screw ..
232328	13738	" " " Rack
232700	13738	" " " " Latch (ad- justable section)
207F	13718	Work Clamp Spreader Rack Latch (adjustable section) Screw
232457	13738	Work Clamp Spreader Rack Latch (adjustable section) Screw Wash- er
201285H	13738	Work Clamp Spreader Rack Latch Hinge Screw
232701	13738	Work Clamp Spreader Rack Latch Shank
232702	13738	Work Clamp Spreader Rack Latch Spring
219F	13706	Work Clamp Spreader Rack Latch Spring Screw
232703	13739	Work Clamp Spreader Releasing Lever
201469E	13738	Work Clamp Spreader Releasing Lever Hinge Screw
232044	13706	Work Clamp Spreader Releasing Lever Spring
200100D	13701	Work Clamp Spreader Releasing Lever Spring Screw
228026	13706	Work Clamp Spreader Releasing Lever Spring Screw Washer ...

Parts for Machine No. 99w50

No.	Plate	Name
232022	13738	Work Clamp Spreader Releasing Lever Tripping Point
200581H	13738	Work Clamp Spreader Releasing Lever Tripping Point Screw
232331	13738	Work Clamp Spreader Retaining Latch
201163H	13738	Work Clamp Spreader Retaining Latch Hinge Screw
232332	13738	Work Clamp Spreader Retaining Latch Spring
232333	13738	Work Clamp Spreader Retaining Latch Spring Stud
201883	13738	Work Clamp Spreader Roller
201984	—	“ “ “ “ 201883 with 201235c
232705	13738	Work Clamp Spreader Roller Brack et with 201984
201235c	13738	Work Clamp Spreader Roller Screw Stud
232706	13735	Work Clamp Unlocking Lever
41c	13735	“ “ “ “ Hinge Screw
232708	13735	Work Clamp Unlocking Lever Spring
232099	13930	Work Clamp Unlocking Lever Spring Position Pin (for bed) ..
217E	13703	Work Clamp Unlocking Lever Spring Screw

ACCESSORIES

No.	Plate	Name
232865	13927	Buttonhole Cutting Block (steel) (3)
232444	—	Buttonhole Cutting Knife ($\frac{9}{16}$ in.) (.1275 x .2415 eye)
232869	13928	Chip Removing Wire
232585	—	Stitch Regulating Gear, for 40 stitches
232601	—	Thread Clamping Blade
232602	—	" Cutting Blade
232486	13747	Threader Wire (large)
250412	13747	" " (small)
255513	13741	Tweezers
142 x 4	—	Curved Under Needle, six, size 17
142 x 2	—	Upper Needle, six, size 15
232953	13747	Buttonhole Cutting Chip Box with 232929, two each 200579E and wood screws $1\frac{1}{4}$ in., No. 10, R.H.B.
232929	13747	Buttonhole Cutting Chip Box Bot- tom Plate
200579E	13701	Buttonhole Cutting Chip Box Bot- tom Plate Screw
120346	13747	Oiler (copper plated) with 120347
120347	13747	" Spout, 9 in. long
232981	15416	Machine Rest with 232982 and two wood screws 1 in., No. 13
232982	—	Machine Rest Cushion (leather) ..
11831	13741	Screw Driver, 5 in. blade (machine, large)
*225484	—	Screw Driver Blade
*250521	—	" " "
*225485	—	" " Handle
*225483	—	" " "
225498	13741	Screw Driver complete ($7\frac{1}{2}$ in. long), Nos. 225484 and 225485 ..
250522	13741	Screw Driver complete (for needle set screw), Nos. 225483 and 250521
232935	13741	Wrench, for 201658 and 201659 (2)
232932	13741	" " 201660
8909	13741	" " 201628
10875	13741	" " 201524
23535	13741	" " 201662
25200	13741	" " 201643
42850	13741	" " 1550

Accessories

No.	Plate	Name
232900	13741	Wrench, for 201362
232819	13741	" " 201487
255533	—	" " 201442
Wood Screws $1\frac{1}{2}$ in., No. 12 (3) ...		

THREAD UNWINDER

232417	13940	Spool Pin
225375	13940	" " (wood)
232895	13940	" " Arm with 759F
232896	13940	" " Bracket with two 448c
448c	13703	Spool Pin Arm Bracket Set Screw..
448c	13703	" " " Set Screw
250424	13940	" " Cap
200159F	15415	" " " Screw
759F	13925	" " Thumb Set Screw
225389	13944	" Rest (for one spool) with 201018c
225395	13944	Spool Rest (for two spools) with 201018c
232987	13944	Spool Rest Cushion (felt)
250453	13944	" " Rod (lower)
225388	13944	" " " (upper)
250454	13940	" " " Coupling with two 456c
456c	13929	Spool Rest Rod Coupling Set Screw
200383c	13871	" " " Set Screw
201018c	15415	" " Set Screw
202490	13944	" Stand with 200383c
225390	13940	Thread Cone Holder
250472	13940	" Cop Holder
225391	13940	" Guide
201696J	15415	" " Lock Nut
350192J	15415	" " Screw Stud
225393	15415	" " " " Washer ...
200164B	15415	" " Stud Set Screw
225376	—	Thread Unwinder complete, Nos. 200164B, 201696J, 202490, 225388, 225389, 225393, 225395, 250453, 250454, 250472, 350192J, three each 200159F, 225375, 225390, 232417, 232895, 232896, 232987, 250424, four 225391 and three wood screws $\frac{7}{8}$ in., No. 12

Accessories

DRIVING EQUIPMENT

No.	Plate	Name
228628	—	Belt (gilt edge), size $\frac{5}{16}$ in. diam., length 83 in., with two 25029
228629	—	Belt (gilt edge), size $\frac{3}{8}$ in. diam., length 57 in., with 25030
228630	—	Belt (gilt edge), size $\frac{3}{8}$ in. diam., length 120 in., with two 25030 ..
228631	—	Belt (gilt edge), size $\frac{3}{8}$ in. diam., length 133 in., with two 25030 ..
228608	—	Belt Guard, for Bridgeport Old Style Power Table (trough) with two wood screws $\frac{3}{4}$ in., No. 10 ..
228610	—	Belt Guard, for E'port Old Style Power Table (trough) with two wood screws $\frac{3}{4}$ in., No. 10
25029	13881	Belt Hook
25030	—	" "
228565	13870	" Shifter
228566	13870	" " Lever with 200526c ...
228567	13871	" " " Hinge Stud
200335c	13871	" " " " " Set Screw
228632	15416	Belt Shifter Locking Spring
200526c	13871	" " Set Screw
228618	13926	Buttonhole Cutter Driving Pulley, $4\frac{1}{8}$ in. diam., with 200342c and 200347c
228619	13926	Buttonhole Cutter Driving Pulley Driving Pinion, 16 teeth, with 454c
2117	13718	Buttonhole Cutter Driving Pulley Driving Pinion Pin
454c	13925	Buttonhole Cutter Driving Pulley Driving Pinion Set Screw
200342c	13871	Buttonhole Cutter Driving Pulley Position Screw
200347c	13871	Buttonhole Cutter Driving Pulley Set Screw
228579	13869	Buttonhole Cutter Driving Pulley Shaft
228580	13869	Buttonhole Cutter Driving Pulley Shaft Bushing with 224392
224392	—	Buttonhole Cutter Driving Pulley Shaft Bushing Oil Packing (wick)
350028c	13871	Buttonhole Cutter Driving Pulley Shaft Bushing Set Screw
228620	13926	Buttonhole Cutter Driving Pulley Shaft Gear, 48 teeth, with 448c..

Accessories

No.	Plate	Name
2117	13718	Buttonhole Cutter Driving Pulley Shaft Gear Pin
448c	13703	Buttonhole Cutter Driving Pulley Shaft Gear Set Screw
228593	13869	Counter Shaft (hollow) with 200370c and 228595
210833	13871	Counter Shaft Collar with two 200383c
200383c	13871	Counter Shaft Collar Set Screw ..
228590	13870	" " Driving Pulley (loose), 5 in. diameter
228591	13870	Counter Shaft Driving Pulley (tight), 5 in. diam., with 200352c and 200363c
200352c	13725	Counter Shaft Driving Pulley Posi- tion Screw
200363c	13871	Counter Shaft Driving Pulley Set Screw
228601	13870	Counter Shaft Hanger with 200335c and 202244
228588	13870	Counter Shaft Hanger Belt Guard (double)
228597	13870	Counter Shaft Hanger Belt Guard (single)
200002E	13871	Counter Shaft Hanger Belt Guard Screw
202244	—	Counter Shaft Hanger Oil Packing (wick)
51080E	13871	Counter Shaft Hanger Screw
51046E	15415	" " " "
41125	13871	" " " " Washer
228602	13871	" " Oil Cup
228594	—	" " " " Packing Wick
228595	13869	" " " " " "
		Wire with 228594
200370c	13871	Counter Shaft Oil Stop Screw
228592	13870	" " Pulley, 5½ in. diam., with 200352c and 200363c
200352c	13725	Counter Shaft Pulley Position Screw
200363c	13871	Counter Shaft Pulley Set Screw ..
228596	—	Counter Shaft Hanger complete, for Old Style Power Table, Nos. 51080E, 200002E, 210833, 228565 to 228567, 228588, 228590 to 228593, 228601, 228602, 228632, two 51046E and three 41125

Accessories

No.	Plate	Name
228598	—	Counter Shaft Hanger complete, for Singer Safety Power Table, Nos. 51080E, 200002E, 210833, 228565 to 228567, 228590 to 228593, 228597, 228601, 228602, 228632, two 51046E and three 41125
228573	13870	Driving Attachment Belt Guard with 228607
228607	13926	Driving Attachment Belt Guard Drain Valve
50075J	13871	Driving Attachment Belt Guard Thumb Screw
228574	13870	Driving Attachment Bracket with 11119, 228575 and four 350028c ..
228575	13871	Driving Attachment Bracket Oil Cup
15783	—	Driving Attachment Bracket Oil Tube
11119	13871	Driving Attachment Bracket Oil Tube 15783 with 52045
52045	—	Driving Attachment Bracket Oil Tube Packing (felt)
51046E	15415	Driving Attachment Bracket Screw
41125	13871	“ “ “ “ Washer
228624	13926	Driving Pulley, 6 in. diam., with 200374c and 200396c
200396c	13925	Driving Pulley Position Screw ...
200374c	13707	“ “ Set Screw
228625	13926	“ “ Shaft
228571	13869	“ “ “ Bushing with 202260
202260	—	Driving Pulley Shaft Bushing Oil Packing (wick)
350028c	13871	Driving Pulley Shaft Bushing Set Screw
228626	13926	Driving Pulley Shaft Collar with two 200378c
200378c	13881	Driving Pulley Shaft Collar Set Screw
228621	13926	Machine Driving Pulley (loose), 3½ in. diameter
228622	13926	Machine Driving Pulley Clutch ...
214179	13925	“ “ “ “ Roller
214181	13925	“ “ “ “ “ Spring
214180	13925	Machine Driving Pulley Clutch Roller Spring Plunger

Accessories

No.	Plate	Name
200050c	13925	Machine Driving Pulley Clutch Screw
228623	13926	Machine Driving Pulley Collar with two 200364c
200364c	13703	Machine Driving Pulley Collar Set Screw
228627	—	Driving Attachment complete, Nos. 50075J, 228573, 228574, 228579, 228580, 228618 to 228626, two each 2117, 228571, three each 41125, 51046E, 200050c and 214179 to 214181
228578	—	Driving Attachment and Idler complete, Nos. 228587 and 228627 ..
234342	—	Front Plank Extension (back) with two wood screws 1½ in., No. 10 (for flat table)
234343	—	Front Plank Extension (back) with three wood screws 1½ in., No. 10 and six 1½ in. wire nails, for Singer Safety Power Table (trough)
234344	—	Front Plank Extension (front) with two wood screws 2¼ in., No. 12 and three wood screws 1¾ in., No. 12
234349	—	Front Plank Extension (back) with four wood screws 1½ in., No. 10, for Singer Universal Safety Power Table (flat)
234350	—	Front Plank Extension (back) with six wood screws 1½ in., No. 10, for Singer Universal Safety Power Table (trough)
228581	13870	Idler Pulley
228643	13870	" " Belt Guard with 200526c
200526c	13871	" " " " Set Screw ..
228644	13870	" " Bracket with 200526c..
200019E	13726	" " " " Screw
228584	13869	" " Shaft with 228586
228602	13871	" " " " Oil Cup
228585	—	" " " " Wick
228586	13869	" " " " " Wire with 228585
200526c	13871	Idler Pulley Shaft Set Screw
228587	—	Idler complete, Nos. 228584, 228602, 228644, two each 228581, 228643 and three 200019E

Accessories

No.	Plate	Name
228604	—	Motor Base with four each 41125 and 51080E
51080E	13871	Motor Base Screw
41125	13871	" " " Washer
27068	—	Shaft Pulley (sectional, grooved), 8 in. diam., $1\frac{3}{16}$ in. bore, with two 597C
41228	—	Shaft Pulley (sectional, grooved), $5\frac{1}{4}$ in. diam., $1\frac{1}{8}$ in. bore, with two 50399E
597C	13881	Shaft Pulley Clamping Screw
50399E	13882	" " Screw
126865	15413	Table Belt Guide Bracket with 795C
50285R	15413	" " " " Bolt
126841	15413	" " " " " Clamp- ing Plate
126846	15413	Table Belt Guide Bracket Bolt Washer
126750	15413	Table Belt Guide Pulley with 126752
126868	15413	" " " " Shaft
126752	15413	" " " " " Bushing
126869	15413	" " " " " Collar with 1448C
1448C	—	Table Belt Guide Pulley Shaft Col- lar Set Screw
795C	13881	Table Belt Guide Pulley Shaft Set Screw
126866	15413	Table Belt Guide Pulley Shaft Sup- port Bracket with three wood screws $\frac{3}{4}$ in., No. 9, R.H.O. and A.
126870	—	Table Belt Guide complete, Nos. 50285R, 126841, 126846, 126865, 126866, 126868, two each 126750 and 126869
126715	—	Transmitter Pulley (sectional, grooved), sheet metal, $5\frac{1}{4}$ in. diameter
228599	—	Driving Equipment complete, for Old Style Power Table (flat), Nos. 27068, 228578, 228596, 228628, 228631, 234342, 234344 and blue print template
228600	—	Driving Equipment complete, for Singer Safety Power Table (flat), Nos. 41228, 228578, 228598, 228628, 228630, 234342, 234344 and blue print template

Accessories

No.	Plate	Name
228605	—	Driving Equipment complete, for Individual Motor Table, Nos 228627 to 228629
228606	—	Driving Equipment complete, for Singer Safety Power Table (trough), Nos. 41228, 228578, 228598, 228628, 228630, 234343, 234344 and blue print template..
228609	—	Driving Equipment complete, for Bridgeport Old Style Power Table (trough), Nos. 27068, 228578, 228596, 228608, 228628, 228631, 232880, 234344 and blue print template
228611	—	Driving Equipment complete, for E'port Old Style Power Table (trough), Nos. 27068, 228578, 228596, 228610, 228628, 228631, 232880, 234344 and blue print template
228612	—	Driving Equipment complete, for use in connection with Electric Transmitter Motor on Power Table (flat), Nos. 228627 to 228629, 234342, 234344 and blue print template
228613	—	Driving Equipment complete, for use in connection with Electric Transmitter Motor on Power Table (E'port trough), Nos. 228610, 228627 to 228629, 234344 and blue print template
228645	—	Driving Equipment complete, for Singer Universal Safety Power Table (flat), Nos. 126715, 126870, 228627, 228628, 228630, 234349 and blue print template
228646	—	Driving Equipment complete, for Singer Universal Safety Power Table (trough), Nos. 126715, 126870, 228627, 228628, 228630, 234350 and blue print template..

BUTTONHOLE CUTTING BLOCKS

No.	Plate	Name
232820	13711	Buttonhole Cutting Block (brass)
232865	13927	" " " (steel)

BUTTONHOLE CUTTING KNIVES

232443	13711	Buttonhole Cutting Knife ($\frac{1}{8}$ in.) (.1275 x .2415 eye)
232444	—	Buttonhole Cutting Knife ($\frac{1}{8}$ in.) (.1275 x .2415 eye)
232445	—	Buttonhole Cutting Knife ($\frac{1}{8}$ in.) (.1275 x .2415 eye)
232446	—	Buttonhole Cutting Knife ($\frac{1}{8}$ in.) (.110 x .2315 eye) (small eye) ..
232447	—	Buttonhole Cutting Knife ($\frac{1}{8}$ in.) (.1275 x .2415 eye)
232449	—	Buttonhole Cutting Knife ($\frac{1}{8}$ in.) (.1275 x .2415 eye)

SHAFT PULLEYS

For Singer Safety Power Table

41219	—	Shaft Pulley (sectional, grooved), 3 in. diam., $\frac{1}{8}$ in. bore (for Table Shaft), with two 50399E
41220	13804	Shaft Pulley (sectional, grooved), 3 $\frac{1}{2}$ in. diam., $\frac{1}{8}$ in. bore (for Table Shaft), with two 50399E
41221	—	Shaft Pulley (sectional, grooved), 3 $\frac{1}{2}$ in. diam., $\frac{1}{8}$ in. bore (for Table Shaft), with two 50399E

Shaft Pulleys

No.	Plate	Name
41222	—	Shaft Pulley (sectional, grooved), 3 $\frac{3}{4}$ in. diam., $\frac{1}{8}$ in. bore (for Table Shaft), with two 50399E
41223	—	Shaft Pulley (sectional, grooved), 4 in. diam., $\frac{1}{8}$ in. bore (for Table Shaft), with two 50399E
41224	—	Shaft Pulley (sectional, grooved), 4 $\frac{1}{4}$ in. diam., $\frac{1}{8}$ in. bore (for Table Shaft), with two 50399E
41128	—	Shaft Pulley (sectional, grooved), 5 $\frac{1}{4}$ in. diam., $\frac{1}{8}$ in. bore, with 50399E
50399E	13882	Shaft Pulley Screw

For Low Shaft Table

27271	—	Shaft Pulley (sectional, grooved), 4 in. diam., 1 $\frac{3}{16}$ in. bore, with two 597C
232920	—	Shaft Pulley (sectional, grooved), 4 $\frac{1}{2}$ in. diam., 1 $\frac{3}{16}$ in. bore, with two 597C
27065	—	Shaft Pulley (sectional, grooved), 5 in. diam., 1 $\frac{3}{16}$ in. bore, with two 597C
232879	—	Shaft Pulley (sectional, grooved), 5 $\frac{1}{2}$ in. diam., 1 $\frac{3}{16}$ in. bore, with two 597C
27066	13747	Shaft Pulley (sectional, grooved), 6 in. diam., 1 $\frac{3}{16}$ in. bore, with two 597C
232880	—	Shaft Pulley (sectional, grooved), 6 $\frac{1}{2}$ in. diam., 1 $\frac{3}{16}$ in. bore, with two 597C
27067	—	Shaft Pulley (sectional, grooved), 7 in. diam., 1 $\frac{3}{16}$ in. bore, with two 597C
232881	—	Shaft Pulley (sectional, grooved), 7 $\frac{1}{2}$ in. diam., 1 $\frac{3}{16}$ in. bore, with two 597C
27068	—	Shaft Pulley (sectional, grooved), 8 in. diam., 1 $\frac{3}{16}$ in. bore, with two 597C
232882	—	Shaft Pulley (sectional, grooved), 8 $\frac{1}{2}$ in. diam., 1 $\frac{3}{16}$ in. bore, with two 597C

Shaft Pulleys

No.	Plate	Name
27069	—	Shaft Pulley (sectional, grooved), 9 in. diam., $1\frac{3}{8}$ in. bore, with two 597c
232883	—	Shaft Pulley (sectional, grooved), $9\frac{1}{2}$ in. diam., $1\frac{3}{8}$ in. bore, with two 597c
27070	—	Shaft Pulley (sectional, grooved), 10 in. diam., $1\frac{3}{8}$ in. bore, with two 597c
27072	—	Shaft Pulley (sectional, grooved), 12 in. diam., $1\frac{3}{8}$ in. bore, with two 597c
27074	—	Shaft Pulley (sectional, grooved), 14 in. diam., $1\frac{3}{8}$ in. bore, with two 597c
27075	—	Shaft Pulley (sectional, grooved), 15 in. diam., $1\frac{3}{8}$ in. bore, with two 597c
597c	13881	Shaft Pulley Clamping Screw

TRANSMITTER PULLEYS

For Singer Universal Safety Power Table

126713	—	Transmitter Pulley (sectional, grooved), sheet metal, $4\frac{3}{4}$ in. diameter
126714	15413	Transmitter Pulley (sectional, grooved), sheet metal, 5 in. diameter
126715	—	Transmitter Pulley (sectional, grooved), sheet metal, $5\frac{1}{4}$ in. diameter
126716	—	Transmitter Pulley (sectional, grooved), sheet metal, $5\frac{1}{2}$ in. diameter
126717	—	Transmitter Pulley (sectional, grooved), sheet metal, $5\frac{3}{4}$ in. diameter

OBSOLETE PARTS

No.	Plate	Name
228568	13870	Driving Cone Pulley (for driving machine), 4 $\frac{1}{2}$ and 6 in. diam., with 200342c and 200347c
200342c	13871	Driving Cone Pulley Position Screw
200347c	13871	" " " Set Screw
228569	13869	" " " Shaft
202625	13871	" " " " Collar with two 200383c
200383c	13871	Driving Cone Pulley Shaft Collar Set Screw
228572	13870	Driving Pulley (for Buttonhole Cutter), 4 $\frac{1}{2}$ in. diam., with 200342c and 200347c
18897	13869	Driving Pulley Driving Pinion with 453c
453c	13701	Driving Pulley Driving Pinion Set Screw
200342c	13871	Driving Pulley Position Screw ...
200347c	13871	" " Set Screw
18898	13869	" " Shaft Gear with 453c
453c	13701	" " " " Set Screw
232815	13714	Intermittent Feed Driving Wheel Driving Stud
232262	13724	Stop Lever Bracket
232266	13725	" " Interlocking Slide Spring
232693	13736	Work Clamp Closing Lever
232694	13732	" " " " Spring
232818	13737	" " Spreader Adjusting Screw Spring

DRIVING EQUIPMENT

232934	—	Belt, size $\frac{5}{16}$ in. diam., length 17 $\frac{1}{2}$ ft., with 25029
--------	---	--

BELT SHIFTER

232939	13743	Belt Shifter
232940	13743	" " Base
232941	—	" " " 232940 with 783E, 9281, 232939, 232943, 232946, 232947, 232949 to 232952, two each 32c, 141c, 1528c, 232948 and wood screws 1 $\frac{1}{4}$ in., No. 12

Obsolete Parts

No.	Plate	Name
232942	13743	Belt Shifter Bell Crank
58F	13723	" " " Hinge Screw
232943	13743	" " Bracket with two 362F
362F	13881	" " Set Screw
232944	13743	" " Hand Rod with 202302
232945	13743	" " " Bracket with two wood screws 1 in., No. 10 ..
202302	13881	Belt Shifter Hand Rod Cotter Pin
232946	13743	" " Lever (horizontal) with 436c and 795c
436c	13881	Belt Shifter Lever (horizontal) Set Screw
795c	13881	Belt Shifter Lever (horizontal) Set Screw
232947	13743	Belt Shifter Lever (horizontal) Shaft
141c	13881	Belt Shifter Lever (horizontal) Stop Screw
1528c	13881	Belt Shifter Lever (horizontal) Stop Screw Nut
232948	13743	Belt Shifter Lever (vertical) with 436c and 795c
32c	13729	Belt Shifter Lever (vertical) Hinge Screw
436c	13881	Belt Shifter Lever (vertical) Set Screw
795c	13881	Belt Shifter Lever (vertical) Set Screw
232949	13743	Belt Shifter Lever (vertical) Shaft
204698	13743	" " Pitman (lower) with 202302
202302	13881	Belt Shifter Pitman (lower) Cotter Pin
227933	13743	Belt Shifter Pitman (upper)
204126	13881	" " " Clamp with two 200530c
200530c	13881	Belt Shifter Pitman Clamp Set Screw
232952	13743	Belt Shifter Rod (adjustable) ...
232950	13743	" " " Adjusting Brack- et with 362F
783E	13881	Belt Shifter Rod Adjusting Bracket Screw
9281	13881	Belt Shifter Rod Adjusting Bracket Screw Washer
232951	13743	Belt Shifter Rod Adjusting Bracket Support
362F	13881	Belt Shifter Rod Set Screw
362F	13881	" " Set Screw

Obsolete Parts

No.	Plate	Name
232933	—	Belt Shifter complete, Nos. 58F, 204698, 227933, 232941, 232942, 232944, 232945 and two 204126 ..

TABLE BELT GUIDES

23536	13743	Belt Guide with two 168E
168E	13881	" " Set Screw
14229	13743	Bracket with 448c
23538	13743	Pulley
39708	13743	" Shaft with 858c
858c	13881	" " Oil Hole Plug Screw ..
448c	13703	" " Set Screw
39716	13743	Table Belt Guide (single, left) complete, Nos. 14229, 23536, 23538, 39708 and four wood screws 1½ in., No. 12, R.H.B.
39709	13743	Table Belt Guide (single, right) complete, Nos. 14229, 23536, 23538, 39708 and four wood screws 1½ in., No. 12, R.H.B.

TRANSMITTER

938E	13881	Transmitter Bolt
202622	13881	" " Washer
232994	13744	" Frame with two 202244 ...
232995	13744	" Pulley (large) with two 436c
232996	13744	Transmitter Pulley (small) with two 436c
436c	13881	Transmitter Pulley Set Screw
232897	13744	" Shaft
210559	13881	" " Collar with two 200378c
200378c	13881	Transmitter Shaft Collar Set Screw
202244	—	" " Oil Packing (wick)
232898	—	Transmitter, for Buttonhole Cutter, complete, Nos. 210559, 232897, 232994 to 232996, two 938E and four 202622

FOR SINGER SAFETY POWER TABLE

228501	13799	Belt Shifter, for sewing belt
228502	13799	" " " transmitter belt..
232943	13743	" " Bracket with two 362F (2)

Obsolete Parts

No.	Plate	Name
228503	13799	Belt Shifter Bracket Rod
362F	13881	" " " " Set Screw
362F	13881	" " " " Set Screw
228504	13799	" " Hand Rod
228505	13799	" " " " Bracket with two 362F
362F	13881	Belt Shifter Hand Rod Bracket Set Screw
228506	13799	Belt Shifter Hand Rod Guide Plate
228507	—	Belt Shifter Hand Rod Guide Plate complete, Nos. 201107c, 228506, 228508 and two wood screws 1 in., No. 9
362F	13881	Belt Shifter Hand Rod Set Screw
228508	13882	" " " " Spring ...
201107C	13925	" " " " " Screw
228509	13799	" " Lever with 362F
228510	13799	" " " " Connection with 362F
362F	13881	Belt Shifter Lever Connection Set Screw
9D	13703	Belt Shifter Lever Hinge Screw ..
228511	13801	" " Rod
228512	13801	" " " " Bracket with two wood screws 1 in., No. 10
362F	13881	Belt Shifter Set Screw
228513	—	Cutting Driving Belt, size $\frac{1}{8}$ in. diam., length 55 $\frac{3}{4}$ in., with 25029
228514	13802	Cutting Driving Belt Guard
228551	13882	" " " " Catch with two wood screws $\frac{3}{4}$ in., No. 6, R.H.B.
25029	13881	Cutting Driving Belt Hook
228515	13801	" " " " Idler
228516	13804	" " " " Bracket with 362F and two 446c
228517	—	Cutting Driving Belt Idler Bracket 228516 with 228518, 228520, two each 228515, 228521 and wood screws 1 $\frac{1}{4}$ in., No. 12
228518	13804	Cutting Driving Belt Idler Oil Cup with two 446c
446c	13882	Cutting Driving Belt Idler Oil Cup Set Screw
228519	—	Cutting Driving Belt Idler Oil Wick
228520	13801	" " " " " " "
		Wire with 228519

Obsolete Parts

No.	Plate	Name
228521	13801	Cutting Driving Belt Idler Shaft ..
446C	13882	" " " " " Set Screw
228522	13804	Cutting Driving Pulley with 858c..
228523	13802	" " " Guard
228524	13801	" " " " Hinge Stud
362F	13881	Cutting Driving Pulley Guard Hinge Stud Set Screw
228553	13882	Cutting Driving Pulley Guard Hook and Eye
200299H	13882	Cutting Driving Pulley Guard Hook Hinge Screw
858C	13881	Cutting Driving Pulley Set Screw
228525	13801	" " " Shaft
228526	13801	" " " " Gear with two 858c
858C	13881	Cutting Driving Pulley Shaft Gear Set Screw
225243	—	Sewing Belt, size $\frac{5}{16}$ in. diam., length 58½ in., with 25029
25029	13881	Sewing Belt Hook
23538	13743	" " Idler
228530	13801	" " " Belt Guide with two 1149c
1149C	13729	Sewing Belt Idler Belt Guide Set Screw
228531	13802	Sewing Belt Idler Bracket with two 1149c
228532	—	Sewing Belt Idler Bracket 228531 with 228530, 228533, 228535, 228536, two 23538 and three wood screws 1½ in., No. 14
228533	13803	Sewing Belt Idler Oil Cup with 448C
448C	13703	" " " " " Set Screw
228534	—	" " " " " Wick
228535	13803	" " " " " Wire with 228534
228536	13803	Sewing Belt Idler Shaft
1149C	13729	" " " " " Set Screw
228554	13803	" " Retaining Finger
232943	13743	" " " " " Brack- et with two 362F
362F	13881	Sewing Belt Retaining Finger Bracket Set Screw
362F	13881	Sewing Belt Retaining Finger Set Screw

Obsolete Parts

No.	Plate	Name
228538	13804	Sewing Driving Pulley (sectional, grooved), 3 $\frac{1}{4}$ in. diam., $\frac{1}{8}$ in. bore (For Table Shaft), with two 50399E
50399E	13882	Sewing Driving Pulley Screw
228540	—	Transmitter Belt, size $\frac{5}{8}$ in. diam., length 50 $\frac{3}{4}$ in., with 25029
25029	13881	Transmitter Belt Hook
228541	13804	" Bracket
202244	—	" " Oil Wick
50399E	13882	" " Screw
9281	13881	" " Washer
50399E	13882	" Driving Pulley Screw
228542	13804	" Pulley (driving) with 228544
228543	13803	" " " Gear
228544	13882	" " " " Stud ..
228545	13804	" " (loose)
228546	13803	" " Oil Cup with 453c ..
453C	13701	" " " " Set Screw..
228547	—	" " " Wick
228548	13803	" " " " Wire with 228547
228549	13803	Transmitter Pulley Shaft (hollow)
1504E	13882	" " " Nut
228556	13882	" " " " Wash- er
228550	—	Transmitter complete, Nos. 1504E, 9281, 50399E, 202244, 228522, 228525, 228526, 228541 to 228543, 228545, 228546, 228548, 228549 and 228556

SHAFT PULLEYS

FOR DRIVING MACHINE

For Old Style Power Table

232919	—	Shaft Pulley (sectional, grooved), 4 in. diam., 1 $\frac{3}{8}$ in. bore, with two 597C
232963	—	Shaft Pulley (sectional, grooved), 4 $\frac{1}{2}$ in. diam., 1 $\frac{3}{8}$ in. bore, with two each 597C, 232901 and four 232925
232901	—	Shaft Pulley Belt Guard, for 232963
232964	—	" " (sectional, grooved), 5 in. diam., 1 $\frac{3}{8}$ in. bore, with two each 597C, 232884, four each 232922 and 232926

Obsolete Parts

No.	Plate	Name
232884	—	Shaft Pulley Belt Guard, for 232964
232965	—	“ “ (sectional, grooved), 5½ in. diam., 1 $\frac{3}{16}$ in. bore, with two each 597c, 232885, four each 232922 and 232926
232885	—	Shaft Pulley Belt Guard, for 232965
232967	13747	“ “ (sectional, grooved), 6 in. diam., 1 $\frac{3}{16}$ in. bore, with two each 597c, 232886, four each 232922 and 232926
232886	—	Shaft Pulley Belt Guard, for 232967
232969	—	“ “ (sectional, grooved), 6½ in. diam., 1 $\frac{3}{16}$ in. bore, with two each 597c, 232887, four each 232922 and 232926
232887	—	Shaft Pulley Belt Guard, for 232969
232971	—	“ “ (sectional, grooved), 7 in. diam., 1 $\frac{3}{16}$ in. bore, with two each 597c, 232888, four each 232922 and 232926
232888	—	Shaft Pulley Belt Guard, for 232971
232973	—	“ “ (sectional, grooved), 7½ in. diam., 1 $\frac{3}{16}$ in. bore, with two each 597c, 232889, four each 232922 and 232926
232889	—	Shaft Pulley Belt Guard, for 232973
232975	—	“ “ (sectional, grooved), 8 in. diam., 1 $\frac{3}{16}$ in. bore, with two each 597c, 232890, four each 232922 and 232926
232890	—	Shaft Pulley Belt Guard, for 232975
232976	—	“ “ (sectional, grooved), 8½ in. diam., 1 $\frac{3}{16}$ in. bore, with two each 597c, 232891, four each 232922 and 232926
232891	—	Shaft Pulley Belt Guard, for 232976
232977	—	“ “ (sectional, grooved), 9 in. diam., 1 $\frac{3}{16}$ in. bore, with two each 597c, 232892, four each 232922 and 232926
232892	—	Shaft Pulley Belt Guard, for 232977
232978	—	“ “ (sectional, grooved), 9½ in. diam., 1 $\frac{3}{16}$ in. bore, with two each 597c, 232893, four each 232922 and 232926
232893	—	Shaft Pulley Belt Guard, for 232978

Obsolete Parts

No.	Plate	Name
232979	—	Shaft Pulley (sectional, grooved), 10 in. diam., $1\frac{3}{16}$ in. bore, with two each 597C, 232894, four each 232922 and 232926
232894	—	Shaft Pulley Belt Guard, for 232979
232922	13881	" " " " Stud
232925	—	" " " " "
232926	13881	" " " " " Bushing

SEWING DRIVING PULLEYS

For Singer Safety Power Table

228537	—	Sewing Driving Pulley (sectional, grooved), 3 in. diam., $\frac{15}{16}$ in. bore (For Table Shaft), with two 50399E
228538	13804	Sewing Driving Pulley (sectional, grooved), $3\frac{1}{4}$ in. diam., $\frac{15}{16}$ in. bore (For Table Shaft), with two 50399E
228539	13804	Sewing Driving Pulley (sectional, grooved), $3\frac{1}{2}$ in. diam., $\frac{15}{16}$ in. bore (For Table Shaft), with two 50399E
50399E	13882	Sewing Driving Pulley Screw

NUMERICAL LIST OF PARTS
FOR
MACHINE No. 99w50

NUMERICAL LIST OF PARTS

No.	Plate	Name
9D	13703	Belt Shifter Lever Hinge Screw (obsolete)
9D	13703	Belt Guard Screw
9D	13703	Return Feed Starting Lever Hinge Screw
27E	13720	Return Feed Starting Lever Re- leasing Lever Hinge Screw
32C	13729	Belt Shifter Lever (vertical) Hinge Screw (obsolete), for 232941 ...
32D	13729	Upper Needle Thread Tension Re- leaser Arm Hinge Screw
35D	13714	Finger Starting Bell Crank Hinge Screw
35D	13714	Thread Cutting Blade Connecting Rod Latch Hinge Screw, for 232853, 232855 and 232857
35C	13714	Under Needle Thread Nipper Lever Hinge Screw
41C	13735	Work Clamp Unlocking Lever Hinge Screw
42F	13721	Starting Lever Unlocking Lever Hinge Screw
52C	13723	Stop Lever Extension Lever Hinge Screw
54C	13721	Safety Lever Hinge Screw
58F	13723	Belt Shifter Bell Crank Hinge Screw (obsolete), for 232933 ...
58F	13723	Stitch Rotating Lever Connection Hinge Screw
68D	13720	Return Feed Starting Lever Trip Hinge Screw
74D	13718	Return Feed Pawl Hinge Screw ..
90D	13720	" " Starting Lever Latch Hinge Screw
90D	13720	Return Feed Starting Lever Trip Lever Link Hinge Screw
106C	13735	Work Clamp Lock Hinge Screw, for 232853, 232855 and 232857
110C	13707	Buttonhole Cutting Starting Lever Lock Screw
127D	13719	Thread Cutting Blade Connecting Rod Guide Screw, for 232853, 232855 and 232857

Numerical List of Parts

No.	Plate	Name
129E	13929	Feed Adjusting Gear Bracket Clamping Post Screw
129E	13929	Intermittent Feed Driving Wheel Bracket Screw
141C	13881	Belt Shifter Lever (horizontal) Stop Screw (obsolete), for 232941
145E	13718	Return Feed Driving Gear Screw..
150D	13701	Arm Shaft Screw
160D	13728	Upper Needle Thread Take-up Thread Guide Bracket Screw ..
160D	13728	Upper Needle Thread Tension Bracket Screw
168E	13881	Table Belt Guide Set Screw (obso- lete), for 23536
171D	13718	Needle Bar Rotating Gear Adjust- ing Nut Pinch Screw, for 201661
171E	13718	Return Feed Connection Screw, for 232737
172D	13723	Stitch Rotating Lever Connection Screw (lower), for 232764
172D	13723	Thread Cutting Blade Opening Arm Adjusting Screw
172F	13723	Thread Cutting Blade Tripping Lever Adjustable Section Screw
175D	13717	Looper and Under Needle Driving Lever Pinch Screw, for 255517 ..
178D	13735	Return Feed Starting Lever Clutch Plate Screw
183D	13714	Finger Starting Connection Screw
185H	13717	Looper and Under Needle Driving Link Pinch Screw, for 232566 ..
190D	13718	Return Feed Pawl Spring Screw..
190D	13718	Stitch Rotating Lever Connection Screw (upper), for 232594
190D	13718	Throat Plate Tipping Point Screw
190D	13718	Under Needle Thread Leader Bracket Screw
190D	13718	Upper Needle Thread Pull-off Lever Adjusting Screw
190D	13718	Work Clamp Opening Stop (adjust- able) (left) Screw, for 232853, 232855 and 232857
191D	13726	Thread Cutting Blade Tripping (adjustable) Connection Adjust- ing Screw
191D	13726	Throat Plate Holder Lock Adjust- ing Screw, for 232633
193D	13701	Arm Side Cover Screw

Numerical List of Parts

No.	Plate	Name
193D	13701	Buttonhole Cutting Block Holder Set Screw, for 232506
193D	13701	Looper Carrier Crank Bracket Screw
193D	13701	Thread Cutting Blade Opening Lev- er Cushion Bracket Attaching Screw
193D	13701	Under Needle Carrier Bracket Screw
194C	13727	Under Needle Thread Nipper Screw Stud Guide Screw
196F	13720	Return Feed Starting Lever Re- leasing Lever Stop Screw
196F	13720	Upper Needle Thread Pull-off Set Screw, for 232656
199D	13717	Looper and Under Needle Driving Link Cap Screw
200E	13930	Buttonhole Cutting Starting Lever Latch Stop Screw
200E	13930	Looper and Under Needle Driving Fork Set Screw, for 232562
200E	13930	Work Clamp Closing Lever Set Screw, for 232536
202E	13718	Return Feed Crank Shaft Clutch Lock Plate Screw
203D	13717	Needle Bar Guide Screw
203D	13717	" Holder Screw
203E	13717	Return Feed Crank Shaft Clutch Lock Spring Screw
203D	13717	Return Feed Starting Lever Guide Plate Screw
203D	13717	Return Feed Starting Lever Latch Spring Screw
203D	13717	Upper Needle Thread Tension Re- leaser Connection Screw
207E	13718	Return Feed Crank Shaft Clutch Plate Screw, for 232745
207F	13718	Work Clamp Spreader Rack Latch (adjustable section) Screw
208D	13716	Looper Carrier Crank Driving Con- nection Screw
208D	13716	Looper and Under Needle Driving Shaft Bushing Screw
208D	13716	Looper and Under Needle Driving Lever Link Pinch Screw, for 232565
208D	13716	Looper and Under Needle Driving Link Screw, for 232566

Numerical List of Parts

No.	Plate	Name
208D	13716	Thread Cutting Blade Opening Lever Cushion Screw
209F	13726	Thread Cutting Blade Opening Stud Latch Set Screw, for 232783
209F	13726	Thread Cutting Blade Opening Stud Trip Lever Set Screw, for 232787
209F	13726	Upper Needle Thread Tension Releaser Cam Set Screw, for 232795
211E	13930	Work Clamp Closing Lever Roller Cap Screw, for 201939
217D	13703	Buttonhole Cutting Chip Spout Cover Screw
217D	13703	Buttonhole Cutting Chip Spout Screw
217D	13703	Finger Starting Lever Screw, for 232853, 232855 and 232857
217D	13703	Return Feed Starting Lever Trip Spring Screw
217E	13703	Under Needle Thread Pull-off Screw
217D	13703	Work Clamp Base Spring Screw, for 232853 to 232858
217E	13703	Work Clamp Unlocking Lever Spring Screw
219F	13706	Buttonhole Cutting Knife Set Screw, for 232046
219E	13706	Buttonhole Cutting Lever Bracket Gib Adjusting Plate Screw
219F	13706	Thread Cutting Blade Screw, for 232720, 232851 and 232852
219F	13706	Work Clamp Spreader Rack Latch Spring Screw
220D	13727	Under Needle Carrier Connecting Link Screw, for 232639
226D	13927	Cord Tension Screw, for 232827 ..
226D	13927	" " Take-up Spring Screw
227D	13735	Work Clamp Lock Spring Screw, for 232853, 232855 and 232857 ...
228F	13727	Under Needle Thread Guide Screw
229D	13929	" " " " Wire Screw
233D	13728	Upper Needle Thread Take-up Thread Guide Bracket Plate Screw, for 232663
233D	13728	Upper Needle Thread Take-up Thread Guide Spring Latch Screw, for 232663

Numerical List of Parts

No.	Plate	Name
233D	13728	Upper Needle Thread Take-up Thread Stripper Screw, for 232663
237F	13706	Buttonhole Cutting Knife Stop Screw
237F	13706	Finger Starting Rod Collar (back) Screw, for 232839
237F	13706	Thread Cutting Blade Connecting Rod Collar (back) Set Screw, for 232768
237F	13706	Thread Cutting Blade Connecting Rod Guide Bracket Set Screw, for 232606
330D	15414	Bed Shaft Bushing (front) Oil Tube Bracket Screw
357C	13929	Return Feed Starting Lever Trip Lever Hinge Stud Set Screw, for 255503
362F	13881	Belt Shifter Bracket Rod Set Screw (obsolete), for 228509
362F	13881	Belt Shifter Bracket Set Screw (ob- solete), for 232943
362F	13881	Belt Shifter Hand Rod Bracket Set Screw (obsolete), for 228505 ...
362F	13881	Belt Shifter Hand Rod Set Screw (obsolete), for 228505
362F	13881	Belt Shifter Lever Connection Set Screw (obsolete), for 228510 ...
362F	13881	Belt Shifter Rod Set Screw (obso- lete)
362F	13881	Belt Shifter Set Screw (obsolete), for 232943 and 232950
362F	13881	Cutting Driving Pulley Guard Hinge Stud Set Screw (obsolete), for 228516
362F	13881	Sewing Belt Retaining Finger Bracket Set Screw (obsolete), for 232943
362F	13881	Sewing Belt Retaining Finger Set Screw (obsolete), for 232943
399D	13929	Return Feed Crank Shaft Cam Plate Screw, for 232738
402D	13727	Return Feed Crank Shaft Cam Plate Screw, for 232738
402D	13727	Under Needle Thread Nipper Block Screw
402D	13727	Work Clamp Lock Spring Bracket Screw, for 232853, 232855 and 232857

Numerical List of Parts

No.	Plate	Name
436c	13881	Belt Shifter Lever (horizontal) Set Screw (obsolete), for 232946 ...
436c	13881	Belt Shifter Lever (vertical) Set Screw (obsolete), for 232948 ...
436c	13881	Transmitter Pulley Set Screw (obsolete), for 232995 and 232996 ..
446c	13882	Cutting Driving Belt Idler Oil Cup Set Screw (obsolete), for 228518
446c	13882	Cutting Driving Belt Idler Shaft Set Screw (obsolete), for 228516
448c	13703	Bed Shaft Collar Set Screw, for 232498
448c	13703	Buttonhole Cutter Driving Pulley Shaft Gear Set Screw, for 228620
448c	13703	Buttonhole Cutting Lever (lower) Cam Set Screw, for 232510
448c	13703	Buttonhole Cutting Lever (upper) Cam Set Screw, for 232511
448c	13703	Sewing Belt Idler Oil Cup Set Screw (obsolete), for 228533 ...
448c	13703	Stitch Rotating Lever (upper) Set Screw, for 232591
448c	13703	Stitch Rotating Sector (upper) and Gear Guard Set Screw, for 232849
448c	13703	Table Belt Guide Pulley Shaft Set Screw (obsolete), for 14229
448c	13703	Thread Cutting Blade Opening Cam Set Screw, for 232774
448c	13703	Thread Unwinder Spool Pin Arm Bracket Set Screw, for 232896 ..
448c	13703	Thread Unwinder Spool Pin Arm Set Screw, for 232896
448E	13703	Vertical Shaft Bevel Gear (upper) Set Screw
452c	13718	Return Feed Crank Shaft Driver Set Screw, for 232744
453E	13701	Arm Shaft Bevel Gear Set Screw..
453c	13701	Bed Shaft Bevel Gear Set Screw, for 255521
453c	13701	Driving Pulley Driving Pinion Set Screw (obsolete), for 18897
453c	13701	Driving Pulley Shaft Gear Set Screw (obsolete), for 18898
453c	13701	Transmitter Pulley Oil Cup Set Screw (obsolete), for 228546 ...
453c	13701	Vertical Shaft Bevel Gear (lower) Set Screw, for 255522

Numerical List of Parts

No.	Plate	Name
454c	13925	Buttonhole Cutter Driving Pulley Driving Pinion Set Screw, for 228619
456c	13929	Stitch Rotating Lever (lower) Set Screw, for 232590
456c	13929	Thread Unwinder Spool Rest Rod Coupling Set Screw, for 250454..
457c	13703	Bed Shaft Looper Driving Gear Set Screw, for 232499
457c	13703	Feed Driving Gear (intermediate) Set Screw, for 232525
457c	13703	Upper Needle Thread Take-up Set Screw, for 232660
458c	13711	Cord Pull-off Disc Set Screw, for 232730
462c	13929	Thread Cutting Blade Opening Stud Collar Set Screw, for 232782 ...
465c	13714	Intermittent Feed Driving Wheel Set Screw, for 232539
465c	13714	Intermittent Feed Driving Wheel Shaft Gear Set Screw, for 232452
465E	13714	Looper and Under Needle Driving Gear Set Screw, for 232563
468c	13711	Cord Tension Spring Adjusting Screw, for 232823
524c	13929	Feed Adjusting Gear Bracket Screw
575c	13730	Vertical Shaft Bushing (upper) Set Screw
597c	13881	Shaft Pulley Clamping Screw
641d	13929	Face Plate Screw
662d	13707	Buttonhole Cutting Pressure Wedge Adjusting Screw Lock Spring Screw, for 232057
665D	13711	Cord Tension Spring Screw, for 232827
690D	13723	Stitch Rotating Sector (lower) Bracket Screw
691F	13735	Under Needle Thread Tension Bracket Screw
735c	13735	Needle Set Screw, for 232574
735c	13735	Upper Needle Thread Take-up Thread Guide Hinge Pin Set Screw, for 232662
735c	13735	Work Clamp Arm Cam Set Screw, for 232334
735E	13735	Work Clamp Closing Lever (hand) Set Screw, for 232318

Numerical List of Parts

No.	Plate	Name
735E	13735	Work Clamp Connection Lever Set Screw, for 232315 and 232319 ...
735C	13735	Work Clamp Locking Crank Set Screw, for 232697
759F	13925	Thread Unwinder Spool Pin Thumb Set Screw, for 232895
766D	13726	Thread Cutting Blade Tripping (adjustable) Connection Hinge Screw
783E	13881	Belt Shifter Rod Adjusting Bracket Screw (obsolete), for 232941 ...
788D	13720	Thread Cutting Blade Tripping Lever Hinge Screw
792D	13731	Work Clamp Base Lock Plate Screw
795C	13881	Belt Shifter Lever (horizontal) Set Screw (obsolete), for 232946 ...
795C	13881	Belt Shifter Lever (vertical) Set Screw (obsolete), for 232948 ...
795C	13881	Table Belt Guide Pulley Shaft Set Screw, for 126865
858C	13881	Cutting Driving Pulley Set Screw (obsolete), for 228522
858C	13881	Cutting Driving Pulley Shaft Gear Set Screw (obsolete), for 228526
858C	13881	Table Belt Guide Pulley Shaft Oil Hole Plug Screw (obsolete), for 39708
896E	13716	Looper and Under Needle Driving Bar Bearing Screw, for 232554..
898D	13720	Return Feed Starting Lever Releasing Lever Safety Arm Screw
906E	13716	Looper Carrier Crank Driving Spiral Set Screw, for 232549 ...
906E	13716	Looper and Under Needle Carrier Rotating Gear Set Screw, for 232555
906E	13716	Thread Cutting Blade Shaft Crank Set Screw, for 232615
934D	13929	Stitch Rotating Sector (lower) Guard Screw
938E	13881	Transmitter Bolt (obsolete), for 232898
940F	13729	Upper Needle Thread Tension Releaser Connection Hinge Screw..
960D	13737	Work Clamp Spreader Adjusting Screw Bracket Screw, for 232853 to 232858

Numerical List of Parts

No.	Plate	Name
967D	13719	Thread Cutting Blade Opening Lever Cushion Bracket Screw ..
990D	13703	Buttonhole Cutting Carrier Lever Roller Cap Screw, for 232036 ...
990D	13703	Finger Starting Lever Carrier Screw, for 232853, 232855 and 232857
991C	13727	Under Needle Thread Nipper Ad- justing Screw
991C	13727	Work Clamp Lock Adjusting Screw, for 232853, 232855 and 232857 ...
1036C	15414	Driving Wheel Stop Cam Position Collar Set Screw, for 251025
1094E	13706	Buttonhole Cutting Driving Wheel Lock Stop Plate Screw
1094E	13706	Work Clamp Carrier Slide Gib Screw, for 232492
1149C	13729	Sewing Belt Idler Belt Guide Set Screw (obsolete), for 228530
1149C	13729	Sewing Belt Idler Shaft Set Screw (obsolete), for 228531
1149C	13729	Vertical Shaft Bushing (lower) Set Screw
1159F	13728	Upper Needle Thread Guide Set Screw, for 232662
1178D	13718	Return Feed Gear Guard Screw ..
1178D	13718	Stop Lever Interlocking Slide Screw
1209C	13721	Starting Lever Unlocking Lever Tripping Point Screw
1239D	15414	Looper and Under Needle Driving Crank Cap Screw, for 255526 ..
1245C	13929	Feed Adjusting Gear Screw Stud ..
1255D	13720	Return Feed Starting Lever Ad- justing Arm Screw
1301C	13717	Looper and Under Needle Driving Lever Hinge Screw
1348E	13732	Work Clamp Check Thread Clamp- ing Section Support Screw Stud, for 232720, 232851 and 232852 ...
1359E	13929	Feed Hand Ratchet Lever Pawl Hinge Screw
1388C	13729	Upper Needle Thread Tension Screw Stud
1423F	13707	Buttonhole Position Gauge Screw, for 232854, 232856 and 232858
1443D	13929	Stitch Rotating Sector (upper) and Gear Guard Cover Screw

Numerical List of Parts

No.	Plate	Name
1448c	—	Table Belt Guide Pulley Shaft Collar Set Screw, for 126869
1449H	13726	Thread Cutting Blade Opening Stud Trip Plunger Guide Screw
1449H	13726	Work Clamp Check (thread cutting) Stop Screw, for 232720, 232851 and 232852
1504E	13882	Transmitter Pulley Shaft Nut (obsolete), for 228550
1517E	13725	Stop Lever Extension Lever Stop Screw Nut
1518E	13718	Return Feed Arm Swivel Screw Nut
1520E	13930	Work Clamp Closing Lever Roller Screw Stud Nut, for 201939
1528c	13881	Belt Shifter Lever (horizontal) Stop Screw Nut (obsolete), for 232941
1550J	13727	Under Needle Thread Nipper Adjusting Screw Nut
1550J	13727	Work Clamp Lock Adjusting Screw Nut, for 232853, 232855 and 232857
1560c	13727	Under Needle Thread Tension Regulating Thumb Nut
1560c	13727	Upper Needle Thread Tension Regulating Thumb Nut
1620E	13729	Upper Needle Thread Tension Releaser Arm Hinge Screw Nut ..
1650E	13703	Bed Side Cover (left) Hinge Screw Lug Nut
1664E	13728	Upper Needle Thread Leader Nut
1976	13930	Work Clamp Closing Lever Roller, for 201939
2102	13727	Under Needle Thread Tension Disc
2117	13718	Buttonhole Cutter Driving Pulley Driving Pinion Pin, for 228627 ..
2117	13718	Buttonhole Cutter Driving Pulley Shaft Gear Pin, for 228627
2117	13718	Return Feed Crank Shaft Driver Pin
2269	13737	Thread Cutting Blade Opening Stud Collar Pin
2269	13737	Thread Cutting Blade Opening Stud Latch Pin
2269	13737	Thread Cutting Blade Opening Stud Trip Lever Pin
2273	13707	Buttonhole Cutting Pressure Wedge Adjusting Screw Nut Pin, for 250538

Numerical List of Parts

No.	Plate	Name
2273	13707	Finger Starting Rod Pin
2273	13707	Thread Cutting Blade Connecting Rod Collar (back) Pin, for 232853, 232855 and 232857
7071	13718	Return Feed Crank Shaft Clutch Lock Spring Screw Washer
7071	13718	Return Feed Pawl Spring Screw Washer
7071	13718	Return Feed Starting Lever Trip Spring Screw Washer
7071	13718	Throat Plate Tipping Point Screw Washer
7071	13718	Upper Needle Thread Pull-off Lev- er Adjusting Screw Washer
7071	13718	Upper Needle Thread Tension Re- leaser Connection Screw Washer
7071	13718	Work Clamp Base Spring Screw Washer, for 232853 to 232858
7071	13718	Work Clamp Closing Lever Roller Cap Screw Washer, for 201939..
7071	13718	Work Clamp Lock Spring Screw Washer, for 232853, 232855 and 232857
7071	13718	Work Clamp Opening Stop (adjust- able) (left) Screw Washer, for 232853, 232855 and 232857
8873	15414	Driving Wheel Position Pin
8909	13741	Wrench, for 201628
9281	13881	Belt Shifter Rod Adjusting Bracket Screw Washer (obsolete), for 232941
9281	13881	Transmitter Bracket Screw Washer (obsolete), for 228550
9525	13929	Feed Wheel Chip Guard Screw Washer
10107	13929	Throat Plate Holder Position Screw Spring
10875	13741	Wrench, for 201524
11119	13871	Driving Attachment Bracket Oil Tube 15783 with 52045, for 228574
11831	13741	Screw Driver, 5 in. blade (machine, large)
12509	13929	Intermittent Feed Driving Wheel Shaft Gear Position Pin
13710	13729	Upper Needle Thread Tension Spring
14229	13743	Table Belt Guide Bracket with 448c (obsolete), for 39709 and 39716..

Numerical List of Parts

No.	Plate	Name
15783	—	Driving Attachment Bracket Oil Tube, for 11119
18897	13869	Driving Pulley Driving Pinion with 453c (obsolete)
18898	13869	Driving Pulley Shaft Gear with 453c (obsolete)
23535	13741	Wrench, for 201662
23536	13743	Table Belt Guide with two 168E (obsolete), for 39709 and 39716..
23538	13743	Sewing Belt Idler (obsolete), for 228532
23538	13743	Table Belt Guide Pulley (obsolete), for 39709 and 39716
23606	13726	Thread Cutting Blade Connecting Rod Spring, for 232853, 232855 and 232857
25029	13881	Belt Hook, for 225243, 228628 and 232934
25029	13881	Cutting Driving Belt Hook, for 228513
25029	13881	Sewing Belt Hook, for 225243
25029	13881	Transmitter Belt Hook, for 228540
25030	—	Belt Hook, for 228629 to 228631 ..
25200	13741	Wrench, for 201643
27065	—	Shaft Pulley (sectional, grooved), 5 in. diam., $1\frac{3}{16}$ in. bore, with two 597c
27066	13747	Shaft Pulley (sectional, grooved), 6 in. diam., $1\frac{3}{16}$ in. bore, with two 597c
27067	—	Shaft Pulley (sectional, grooved), 7 in. diam., $1\frac{3}{16}$ in. bore, with two 597c
27068	—	Shaft Pulley (sectional, grooved), 8 in. diam., $1\frac{3}{16}$ in. bore, with two 597c, for 228599, 228609 and 228611
27069	—	Shaft Pulley (sectional, grooved), 9 in. diam., $1\frac{3}{16}$ in. bore, with two 597c
27070	—	Shaft Pulley (sectional, grooved), 10 in. diam., $1\frac{3}{16}$ in. bore, with two 597c
27072	—	Shaft Pulley (sectional, grooved), 12 in. diam., $1\frac{3}{16}$ in. bore, with two 597c
27074	—	Shaft Pulley (sectional, grooved), 14 in. diam., $1\frac{3}{16}$ in. bore, with two 597c

Numerical List of Parts

No.	Plate	Name
27075	—	Shaft Pulley (sectional, grooved), 15 in. diam., $1\frac{3}{8}$ in. bore, with two 597c
27271	—	Shaft Pulley (sectional, grooved), 4 in. diam., $1\frac{3}{8}$ in. bore, with two 597c
32012	13729	Upper Needle Thread Tension Disc
32572	13729	" " " " Releas- ing Disc
39504	13723	Stitch Rotating Lever Connection Screw Washer (lower), for 232764
39504	13723	Thread Cutting Blade Tripping (adjustable) Connection Adjust- ing Screw Washer
39541	13720	Return Feed Starting Lever Re- leasing Lever Safety Arm Screw Washer
39541	13720	Starting Lever Unlocking Lever Tripping Point Screw Washer ..
39541	13720	Thread Cutting Blade Tripping Lever Adjustable Section Screw Washer
39635	13729	Upper Needle Thread Tension Re- leasing Pin
39708	13743	Table Belt Guide Pulley Shaft with 858c (obsolete), for 39709 and 39716
39709	13743	Table Belt Guide (single, right) complete, Nos. 14229, 23536, 23538, 39708 and four wood screws $1\frac{1}{4}$ in., No. 12, R.H.B. (ob- solete)
39716	13743	Table Belt Guide (single, left) com- plete, Nos. 14229, 23536, 23538, 39708 and four wood screws $1\frac{1}{4}$ in., No. 12, R.H.B. (obsolete) ..
40025	13703	Bed Shaft Collar Position Pin
40025	13703	Buttonhole Cutting Carrier Cam Position Pin
40025	13703	Buttonhole Cutting Lever (lower) Cam Position Pin
40025	13703	Buttonhole Cutting Lever (upper) Cam Position Pin
40025	13703	Needle Bar Driving Crank Position Pin
40025	13703	Starting Lever Position Pin
40025	13703	Stitch Rotating Lever (upper) Posi- tion Pin

Numerical List of Parts

No.	Plate	Name
40025	13703	Stop Lever Position Pin
40025	13703	Thread Cutting Blade Opening Cam Pin
40025	13703	Vertical Shaft Bevel Gear (upper) Position Pin
40045	13728	Upper Needle Thread Pull-off Guide Bracket Washer (rawhide)
40053	13737	Thread Cutting Blade Opening Stud Spring
41125	13871	Counter Shaft Hanger Screw Wash- er, for 228596 and 228598
41125	13871	Driving Attachment Bracket Screw Washer, for 228627
41125	13871	Motor Base Screw Washer, for 228604
41219	—	Shaft Pulley (sectional, grooved), 3 in. diam., $\frac{1}{8}$ in. bore (for Table Shaft), with two 50399E
41220	13804	Shaft Pulley (sectional, grooved), 3 $\frac{1}{4}$ in. diam., $\frac{1}{8}$ in. bore (for Table Shaft), with two 50399E
41221	—	Shaft Pulley (sectional, grooved), 3 $\frac{1}{2}$ in. diam., $\frac{1}{8}$ in. bore (for Table Shaft), with two 50399E
41222	—	Shaft Pulley (sectional, grooved), 3 $\frac{3}{4}$ in. diam., $\frac{1}{8}$ in. bore (for Table Shaft), with two 50399E
41223	—	Shaft Pulley (sectional, grooved), 4 in. diam., $\frac{1}{8}$ in. bore (for Table Shaft), with two 50399E
41224	—	Shaft Pulley (sectional, grooved), 4 $\frac{1}{4}$ in. diam., $\frac{1}{8}$ in. bore (for Table Shaft), with two 50399E
41228	—	Shaft Pulley (sectional, grooved), 5 $\frac{1}{4}$ in. diam., $\frac{1}{8}$ in. bore, with two 50399E, for 228600 and 228606 ..
42850	13741	Wrench, for 1550
50075J	13871	Driving Attachment Belt Guard Thumb Screw, for 228627
50084E	13706	Buttonhole Cutting Driving Wheel Set Screw, for 232042
50168E	13727	Throat Plate Screw
50285R	15413	Table Belt Guide Bracket Bolt, for 126870
50399E	13882	Sewing Driving Pulley Screw (ob- solete), for 228537 to 228539 ...
50399E	13882	Shaft Pulley Screw, for 41219 to 41224 and 41228

Numerical List of Parts

No.	Plate	Name
50399E	13882	Transmitter Bracket Screw (obsolete), for 228550
51046E	15415	Counter Shaft Hanger Screw
51046E	15415	Driving Attachment Bracket Screw, for 228627
51080E	13871	Counter Shaft Hanger Screw, for 228596 and 228598
51080E	13871	Motor Base Screw, for 228604
52045	—	Driving Attachment Bracket Oil Tube Packing (felt), for 11119 ..
120346	13747	Oiler (copper plated) with 120347
120347	13747	“ Spout, 9 in. long, for 120346
126713	—	Transmitter Pulley (sectional, grooved), sheet metal, 4 $\frac{3}{4}$ in. diameter
126714	15413	Transmitter Pulley (sectional, grooved), sheet metal, 5 in. diameter
126715	—	Transmitter Pulley (sectional, grooved), sheet metal, 5 $\frac{1}{4}$ in. diam., for 228645 and 228646
126716	—	Transmitter Pulley (sectional, grooved), sheet metal, 5 $\frac{1}{2}$ in. diameter
126717	—	Transmitter Pulley (sectional, grooved), sheet metal, 5 $\frac{3}{4}$ in. diameter
126750	15413	Table Belt Guide Pulley with 126752, for 126870
126752	15413	Table Belt Guide Pulley Shaft Bushing, for 126750
126841	15413	Table Belt Guide Bracket Bolt Clamping Plate, for 126870
126846	15413	Table Belt Guide Bracket Bolt Washer, for 126870
126865	15413	Table Belt Guide Bracket with 795c, for 126870
126866	15413	Table Belt Guide Pulley Shaft Support Bracket with three wood screws $\frac{3}{4}$ in., No. 9, R.H.O. and A, for 126870
126868	15413	Table Belt Guide Pulley Shaft, for 126870
126869	15413	Table Belt Guide Pulley Shaft Collar with 1448c, for 126870
126870	—	Table Belt Guide complete, Nos. 50285R, 126841, 126846, 126865, 126866, 126868, two each 126750 and 126869, for 228645 and 228646

Numerical List of Parts

No.	Plate	Name
200002E	13871	Counter Shaft Hanger Belt Guard Screw, for 228596 and 228598 ...
200019E	13726	Idler Pulley Bracket Screw, for 228587
200019E	13726	Thread Cutting Blade Opening Lever Clamping Screw, for 232775
200020E	13701	Arm Screw
200036D	13927	Buttonhole Cutting Starting Lever Support Screw
200050C	13925	Machine Driving Pulley Clutch Screw, for 228627
200051E	13731	Buttonhole Cutting Driving Wheel Lock Spring Screw
200051F	13731	Work Clamp Arm Screw, for 232853 to 232858
200055D	13721	Safety Cam Screw, for 232535
200061D	13701	Bed End Cover Catch Screw
200061D	13701	Stop Lever Lock Screw
200082D	15415	Work Clamp Base Spring Catch Screw
200083E	13717	Needle Bar Driving Collar Pinch Screw, for 232176
200085E	13929	Feed Wheel Chip Guard Screw ...
200092D	13730	Work Clamp Arm Bracket Screw, for 232853 to 232858
200096D	13731	Driving Wheel Stop Cam Spring Position Screw
200096D	13731	Work Clamp Base Gib Screw
200097C	13726	Throat Plate Holder Lock Screw..
200100E	13701	Arm Shaft Bushing (back) Screw
200100E	13701	" " " (front) Screw..
200100E	13701	Bed Shaft Bushing (back) Screw..
200100E	13701	" " " (front) Screw ...
200100E	13701	Return Feed Crank Shaft Bushing Screw
200100D	13701	Work Clamp Spreader Releasing Lever Spring Screw
200110D	13703	Bed Side Cover (right) Screw
200110D	13703	Stop Lever Friction Pad Screw ..
200110D	13703	Work Clamp Opening Stop (adjust- able) (right) Screw, for 232854, 232856 and 232858
200119F	13718	Return Feed Arm Swivel Collar Set Screw, for 232736
200119D	13718	Work Clamp Carrier Base Plate Slide Rod Set Screw, for 232284 and 232285
200122H	13706	Buttonhole Cutting Knife Holder Adjusting Screw

Numerical List of Parts

No.	Plate	Name
200122H	13706	Buttonhole Cutting Pressure Wedge Post Screw
200137D	13732	Work Clamp Base Stop Block (front) Screw
200139E	13731	Work Clamp Arm Spring Screw, for 232853 to 232858
200159F	15415	Thread Unwinder Spool Pin Cap Screw, for 225376
200161D	13720	Return Feed Starting Lever Trip Lever Link Cap Screw
200164B	15415	Thread Unwinder Thread Guide Stud Set Screw, for 225376
200186B	13728	Under Thread and Cord Clamping Spring Screw, for 232853, 232855 and 232857
200186B	13728	Under Thread and Cord Cutter Screw, for 232853, 232855 and 232857
200262H	13927	Drip Pan Clamp Hinge Screw
200294H	13728	Upper Needle Thread Pull-off Lev- er Spring Stop Screw
200299H	13882	Cutting Driving Pulley Guard Hook Hinge Screw (obsolete)
200310E	13721	Safety Lever Spring Screw
200319D	13731	Work Clamp Base Lock Hinge Screw
200335C	13871	Belt Shifter Lever Hinge Stud Set Screw, for 228601
200341C	13701	Arm Shaft Hand Wheel Set Screw, for 232003
200342C	13871	Buttonhole Cutter Driving Pulley Position Screw, for 228618
200342C	13871	Driving Cone Pulley Position Screw (obsolete), for 228568
200342C	13871	Driving Pulley Position Screw (ob- solete), for 228572
200347C	13871	Buttonhole Cutter Driving Pulley Set Screw, for 228618
200347C	13871	Driving Cone Pulley Set Screw (obsolete), for 228568
200347C	13871	Driving Pulley Set Screw (obso- lete), for 228572
200352C	13725	Counter Shaft Driving Pulley Posi- tion Screw, for 228591
200352C	13725	Counter Shaft Pulley Position Screw, for 228592
200352C	13725	Stop Lever Set Screw, for 251026..
200363C	13871	Counter Shaft Driving Pulley Set Screw, for 228591

Numerical List of Parts

No.	Plate	Name
200363c	13871	Counter Shaft Pulley Set Screw, for 228592
200363c	13871	Starting Lever Set Screw, for 232579
200364c	13703	Buttonhole Cutting Carrier Cam Set Screw, for 232503
200364c	13703	Machine Driving Pulley Collar Set Screw, for 228623
200370c	13871	Counter Shaft Oil Stop Screw, for 228593
200374c	13707	Driving Pulley Set Screw, for 228624
200378c	13881	Driving Pulley Shaft Collar Set Screw, for 228626
200378c	13881	Transmitter Shaft Collar Set Screw (obsolete), for 210559
200382c	13717	Needle Bar Connecting Link Stud Set Screw, for 232568
200383c	13871	Counter Shaft Collar Set Screw, for 210833
200383c	13871	Driving Cone Pulley Shaft Collar Set Screw (obsolete), for 202625
200383c	13871	Thread Unwinder Spool Rest Rod Set Screw, for 202490
200389E	13731	Work Clamp Arm Hinge Block Set Screw, for 232297 and 232675 ..
200394c	13717	Needle Bar Driving Crank Set Screw, for 232568
200395c	15414	Driving Wheel Set Screw, for 232110
200396c	13925	" Pulley Position Screw, for 228624
200478B	13703	Bed Side Cover (left) Thumb Screw
200526c	13871	Belt Shifter Set Screw, for 228566
200526c	13871	Idle Pulley Belt Guard Set Screw, for 228643
200526c	13871	Idle Pulley Shaft Set Screw, for 228644
200530E	13881	Buttonhole Cutting Starting Lever Hinge Stud Set Screw
200530c	13881	Belt Shifter Pitman Clamp Set Screw (obsolete), for 204126 ...
200542c	13721	Starting Lever Locking Plate Screw
200543H	13716	Looper Carrier Crank (driven) Cap Screw
200567H	13701	Bed Cushion (rawhide) Screw, for 232954

Numerical List of Parts

No.	Plate	Name
200567H	13701	Cord Pull-off Rod Guide Screw ..
200574E	13721	Starting Lever Cam Plate Screw..
200574E	13721	Throat Plate Locking Ring Screw
200577H	13927	Safety Plate Screw
200579E	13701	Bed End Cover Hinge Screw
200579E	13701	" Hinge Screw
200579E	13701	Buttonhole Cutting Chip Box Bot- tom Plate Screw, for 232953 ..
200581H	13738	Work Clamp Spreader Releasing Lever Tripping Point Screw, for 232535
200603E	13703	Bed Side Cover (left) Hinge Screw Stud
200606F	13737	Thread Cutting Blade Opening Lev- er Position Screw
200679C	13738	Work Clamp Spreader Gear Screw Stud
200728B	13927	Drip Pan Clamp Thumb Screw ...
201018C	15415	Thread Unwinder Spool Rest Set Screw, for 225389 and 225395 ..
201061H	13732	Work Clamp Carrier Side Throw Lever Slide Block Guide Screw
201082E	13716	Looper and Under Needle Carrier Frame Screw
201083C	13721	Starting Lever Roller Screw
201084C	13725	Stop Lever Interlocking Slide Ad- justing Screw
201085C	13707	Buttonhole Cutting Starting Lever Restoring Screw Stud, for 232063
201097C	13732	Work Clamp Carrier Side Throw Lever Slide Block Screw Stud, for 232685
201102C	13732	Work Clamp Carrier Regulator Roller Screw Stud, for 232283 ..
201107C	13925	Belt Shifter Hand Rod Spring Screw (obsolete), for 228507 ..
201110D	13725	Stop Lever Spring Screw
201113C	13721	Starting Lever Lock Hinge Screw
201115C	13723	Stitch Rotating Lever (lower) Rol- ler Screw Stud
201118E	13703	Buttonhole Cutting Carrier Lever Adjusting Screw Stud
201121D	13738	Work Clamp Spreader Plate Screw, for 232853 to 232858
201124E	13732	Work Clamp Carrier Regulator Ad- justing Screw Stud
201125C	13732	Work Clamp Carrier Regulator Hinge Screw

Numerical List of Parts

No.	Plate	Name
201144E	13732	Looper and Under Needle Driving Crank Locking Stud Spring Screw, for 255526
201144E	13732	Work Clamp Carrier Side Throw Lever Roller Cap Screw, for 201937
201148H	13729	Work Clamp Base Stop Block (back) Screw
*201155D	13707	Buttonhole Cutting Pressure Wedge Adjusting Screw, for 250538
201160E	13714	Finger Starting Rod Spring Screw Eye
201160E	13714	Return Feed Starting Lever Adjusting Arm Spring Screw Eye..
201160E	13714	Thread Cutting Blade Opening Stud Latch Spring Screw Eye..
201160E	13714	Upper Needle Thread Tension Releaser Connection Spring Screw Eye
201160E	13714	Work Clamp Base Lock Spring Screw Eye
201163H	13738	Work Clamp Spreader Retaining Latch Hinge Screw
201176E	13706	Buttonhole Cutting Lever Bracket Gib Screw
201207D	13714	Feed Wheel Driving Rack Screw, for 232535
201211E	13706	Buttonhole Cutting Lever Hinge Stud Set Screw, for 232508
201218E	13707	Buttonhole Cutting Starting Lever Latch Spring Screw Stud
201235C	13738	Work Clamp Spreader Roller Screw Stud, for 201984
201239E	13732	Work Clamp Carrier Slide Stay Plate Screw
201285H	13738	Work Clamp Spreader Rack Latch Hinge Screw
201288D	13714	Finger Starting Rod Collar (front) Screw, for 232840
201288D	13714	Thread Cutting Blade Connecting Rod Collar (front) Set Screw, for 232769
201315C	13711	Cord Pull-off Rod Screw
201354E	13727	Under Needle Thread Nipper Screw Stud
201356E	13721	Safety Lever Spring Screw Stud (for Bed)
201356E	13721	Starting Lever Lock Spring Screw Stud, for 232235

Numerical List of Parts

No.	Plate	Name
201358E	13721	Starting Lever Lock Spring Screw Stud (for Bed)
201360E	13703	Bed Side Cover (left) Hinge Screw Lug
201361C	13727	Under Needle Thread Tension Screw Stud
201362C	13714	Feed Wheel Screw Stud
201363C	13723	Stitch Rotating Sector (lower) Hinge Screw
201364C	13728	Upper Needle Thread Pull-off Lever Driving Screw Stud
201365C	13726	Throat Plate Holder Adjusting Screw, for 232632
201366C	13703	Buttonhole Cutting Carrier Lever Roller Screw Stud, for 232036 ..
201367F	13717	Looper and Under Needle Driving Lever Link Hinge Screw
201368E	13726	Throat Plate Holder Adjusting Screw Clamp Screw, for 232632
201371C	13732	Work Clamp Carrier Side Throw Lever Hinge Screw
201372C	13728	Upper Needle Thread Pull-off Screw Bushing
201373D	13735	Work Clamp Spreader Adjusting Screw, for 232853 to 232858
201374E	13732	Work Clamp Carrier Side Throw Lever Roller Stud Cap Screw, for 232685
201379C	13727	Under Needle Carrier Connecting Link Ball Screw, for 255506
201381D	13718	Needle Guard Screw
201384D	13714	Feed Wheel Driving Ring Friction Spring Screw, for 232535
201385C	13929	Feed Wheel Driving Pawl Screw, for 232535
201386C	13726	Throat Plate Holder Hinge Screw
201395D	13723	Stitch Rotating Sector (upper) Bracket Screw
201406E	13732	Work Clamp Check Thread Cutting Blade Screw, for 232720, 232851 and 232852
201466E	13728	Upper Needle Thread Pull-off Lever Hinge Screw
201467C	13725	Stop Lever Extension Lever Stop Screw
201468H	13707	Buttonhole Cutting Shaft Hand Crank Cap Screw
201468H	13707	Return Feed Crank Shaft Screw ..

Numerical List of Parts

No.	Plate	Name
201469E	13738	Work Clamp Spreader Releasing Lever Hinge Screw
201473C	13718	Return Feed Arm Swivel Screw ..
201475E	13718	" " " Hinge Screw ...
201476C	13725	Thread Cutting Blade Connecting Rod Ball Screw, for 232853, 232855 and 232857
201477C	13737	Thread Cutting Blade Opening Stud Screw Bushing
201484C	13707	Buttonhole Cutting Shaft Hand Crank Position Screw, for 232383
201485C	13721	Starting Lever Unlocking Lever Stop Screw
201486C	13726	Throat Plate Holder Position Screw
201488F	13716	Looper Screw
201489D	13732	Work Clamp Check Thread Clamp- ing Section Screw, for 232720, 232851 and 232852
201506B	13927	Drip Pan Clamp Thumb Screw Socket Lock Nut
201524E	13703	Buttonhole Cutting Carrier Lever Roller Screw Stud Nut, for 232036
201530E	13732	Work Clamp Carrier Side Throw Lever Slide Block Screw Stud Nut, for 232685
201531H	13701	Bed End Cover Catch Screw Nut
201531E	13701	Buttonhole Cutting Starting Lever Latch Hinge Screw Nut
201531H	13701	Starting Lever Unlocking Lever Stop Screw Nut
201628E	13725	Stop Lever Interlocking Slide Ad- justing Screw Nut
201643E	13732	Work Clamp Carrier Base Plate Slide Rod Nut
201657C	13727	Under Needle Thread Nipper Screw Stud Nut (thread nipping)
201658C	13716	Looper and Under Needle Carrier Adjusting Nut
201659C	13716	Looper and Under Needle Carrier Adjusting Nut Locking Nut
201660C	13721	Stitch Regulating Gear Lock Nut
201661C	13718	Needle Bar Rotating Gear Adjust- ing Nut with 171D
201662C	13732	Work Clamp Carrier Regulator Ad- justing Screw Stud Nut
201666E	13723	Stitch Rotating Lever (lower) Rol- ler Screw Stud Nut

Numerical List of Parts

No.	Plate	Name
201672E	13707	Buttonhole Cutting Pressure Wedge Adjusting Screw Nut, for 250538
201674H	13726	Throat Plate Holder Position Screw Nut
201696J	15415	Thread Unwinder Thread Guide Lock Nut, for 225376
201711C	15414	Buttonhole Cutting Carrier Lever Adjusting Screw Stud Nut
201868	13732	Work Clamp Carrier Regulator Rol- ler, for 232283
201871	13721	Stitch Rotating Lever (lower) Rol- ler
201873	13732	Work Clamp Carrier Side Throw Lever Roller, for 201937
201883	13738	Work Clamp Spreader Roller, for 201984
201892	13735	Buttonhole Cutting Carrier Lever Roller, for 232036
201937	—	Work Clamp Carrier Side Throw Lever Roller 201873 with 201144E and 232686, for 232685
201939	—	Work Clamp Closing Lever Screw Stud 350055C with 211E, 1520E, 1976 and 7071
201984	—	Work Clamp Spreader Roller 201883 with 201235C, for 232705
202244	—	Counter Shaft Hanger Oil Packing (wick), for 228601
202244	—	Transmitter Bracket Oil Wick (ob- solete), for 228550
202244	—	Transmitter Shaft Oil Packing (wick) (obsolete), for 232994 ..
202260	—	Arm Shaft Bushing (back) Oil Packing (wick), for 232002
202260	—	Arm Shaft Bushing (front) Oil Packing (wick), for 232490
202260	—	Bed Shaft Bushing (back) Oil Packing (wick), for 232030
202260	—	Driving Pulley Shaft Bushing Oil Packing (wick), for 228571
202302	13881	Belt Shifter Hand Rod Cotter Pin (obsolete), for 232944
202302	13881	Belt Shifter Pitman (lower) Cotter Pin (obsolete), for 204698
202490	13944	Thread Unwinder Spool Stand with 200383C, for 225376
202622	13881	Transmitter Bolt Washer (obso- lete), for 232898

Numerical List of Parts

No.	Plate	Name
202625	13871	Driving Cone Pulley Shaft Collar with two 200383c (obsolete) ...
203149	15414	Buttonhole Position Gauge Screw Washer, for 232854, 232856 and 232858
203172	15414	Buttonhole Cutting Shaft Hand Crank Washer
203184	13927	Drip Pan Clamp
203185	13927	" " " Thumb Screw Washer
204057	13927	Cord Guide (wire)
204126	13881	Belt Shifter Pitman Clamp with two 200530c (obsolete), for 232933
204235	13701	Arm Position Pin
204264	13701	Bed End Cover Catch Releaser Stop Pin
204648	13714	Intermittent Feed Driving Wheel Driving Stud Position Pin, for 250590
204698	13743	Belt Shifter Pitman (lower) with 202302 (obsolete), for 232933 ..
206482	13706	Buttonhole Cutting Lever Bracket Gib Adjusting Plate Screw Washer
206482	13706	Return Feed Starting Lever Guide Plate Screw Washer
206482	13706	Return Feed Starting Lever Latch Spring Screw Washer
210559	13881	Transmitter Shaft Collar with two 200378c (obsolete), for 232898 ..
210833	13871	Counter Shaft Collar with two 200383c, for 228596 and 228598..
Nos. 214179 to 214181, for 228627		
214179	13925	Machine Driving Pulley Clutch Roller
214180	13925	Machine Driving Pulley Clutch Roller Spring Plunger
214181	13925	Machine Driving Pulley Clutch Roller Spring
214523	13732	Work Clamp Check (right) Hinge Pin, for 232854, 232856 and 232858
214523	13732	Work Clamp Check (thread cut- ting) Hinge Pin, for 232853, 232855 and 232857
222598	—	Needle Bar Connecting Link Stud Oil Packing (wick), for 232709..

Numerical List of Parts

No.	Plate	Name
222598	—	Needle Bar Driving Swivel Oil Packing (wick), for 232569
222896	13711	Cord Guide (stud)
224392	—	Buttonhole Cutter Driving Pulley Shaft Bushing Oil Packing (wick), for 228580
225243	—	Sewing Belt, size $\frac{5}{16}$ in. diam., length $58\frac{1}{2}$ in., with 25029 (obsolete)
225375	13940	Thread Unwinder Spool Pin (wood), for 225376
225376	—	Thread Unwinder complete, Nos. 200164B, 201696J, 202490, 225388, 225389, 225393, 225395, 250453, 250454, 250472, 350192J, three each 200159F, 225375, 225390, 232417, 232895, 232896, 232987, 250424, four 225391 and three wood screws $\frac{7}{8}$ in., No. 12

Nos. 225388 to 228391, for 225376

225388	13944	Thread Unwinder Spool Rest Rod (upper)
225389	13944	Thread Unwinder Spool Rest (for one spool) with 201018c
225390	13940	Thread Unwinder Thread Cone Holder
225391	13940	Thread Unwinder Thread Guide
225393	15415	" " " "
		Screw Stud Washer, for 225376 ..
225395	13944	Thread Unwinder Spool Rest (for two spools) with 201018c, for 225376
*225483	—	Screw Driver Handle, for 250522 ..
*225484	—	" " Blade, for 225498
*225485	—	" " Handle, for 225498 ...
225498	13741	Screw Driver complete ($7\frac{1}{2}$ in. long), Nos. 225484 and 225485 ..
225604	13735	Work Clamp Opening Stop (adjustable) (right) Screw Washer, for 232854, 232856 and 232858
226163	13720	Return Feed Starting Lever Adjusting Arm Screw Washer
226163	13720	Stitch Rotating Sector (lower) Bracket Screw Washer
226163	13720	Throat Plate Screw Washer
226163	13720	Work Clamp Arm Screw Washer, for 232853 to 232858

Numerical List of Parts

No.	Plate	Name
227933	13743	Belt Shifter Pitman (upper) (obsolete), for 232933
228026	13706	Buttonhole Cutting Driving Wheel Lock Spring Screw Washer
228026	13706	Starting Lever Locking Plate Screw Washer
228026	13706	Thread Cutting Blade Opening Arm Adjusting Screw Washer
228026	13706	Work Clamp Spreader Releasing Lever Spring Screw Washer ...

Nos. 228501 to 228526 (obsolete)

228501	13799	Belt Shifter, for sewing belt
228502	13799	" " " transmitter belt..
228503	13799	" " Bracket Rod
228504	13799	" " Hand Rod
228505	13799	" " " Bracket with two 362F
228506	13799	Belt Shifter Hand Rod Guide Plate, for 228507
228507	—	Belt Shifter Hand Rod Guide Plate complete, Nos. 201107c, 228506, 228508 and two wood screws 1 in., No. 9
228508	13882	Belt Shifter Hand Rod Spring, for 228507
228509	13799	Belt Shifter Lever with 362F
228510	13799	" " " Connection with 362F
228511	13801	Belt Shifter Rod
228512	13801	" " " Bracket with two wood screws 1 in., No. 10
228513	—	Cutting Driving Belt, size $\frac{5}{16}$ in. diam., length 55 $\frac{3}{4}$ in., with 25029
228514	13802	Cutting Driving Belt Guard
228515	13801	" " " Idler, for 228517
228516	13804	Cutting Driving Belt Idler Bracket with 362F and two 446c, for 228517
228517	—	Cutting Driving Belt Idler Bracket 228516 with 228518, 228520, two each 228515, 228521 and wood screws 1 $\frac{1}{4}$ in., No. 12
228518	13804	Cutting Driving Belt Idler Oil Cup with two 446c, for 228517
228519	—	Cutting Driving Belt Idler Oil Wick, for 228520

Numerical List of Parts

No.	Plate	Name
228520	13801	Cutting Driving Belt Idler Oil Wick Wire with 228519, for 228517 ..
228521	13801	Cutting Driving Belt Idler Shaft, for 228517
228522	13804	Cutting Driving Pulley with 858c, for 228550
228523	13802	Cutting Driving Pulley Guard
228524	13801	" " " " Hinge Stud
228525	13801	Cutting Driving Pulley Shaft, for 228550
228526	13801	Cutting Driving Pulley Shaft Gear with two 858c, for 228550
Nos. 228530 to 228551 (obsolete)		
228530	13801	Sewing Belt Idler Belt Guide with two 1149c, for 228532
228531	13802	Sewing Belt Idler Bracket with two 1149c, for 228532
228532	—	Sewing Belt Idler Bracket 228531 with 228530, 228533, 228535, 228536, two 23538 and three wood screws 1 $\frac{3}{4}$ in., No. 14
228533	13803	Sewing Belt Idler Oil Cup with 448c, for 228532
228534	—	Sewing Belt Idler Oil Wick, for 228535
228535	13803	Sewing Belt Idler Oil Wick Wire with 228534, for 228532
228536	13803	Sewing Belt Idler Shaft, for 228532
228537	—	" Driving Pulley (sectional, grooved), 3 in. diam., $\frac{1}{8}$ in. bore (For Table Shaft), with two 50399E
228538	13804	Sewing Driving Pulley (sectional, grooved), 3 $\frac{1}{4}$ in. diam., $\frac{1}{8}$ in. bore (For Table Shaft), with two 50399E
228539	—	Sewing Driving Pulley (sectional, grooved), 3 $\frac{1}{2}$ in. diam., $\frac{1}{8}$ in. bore (For Table Shaft), with two 50399E
228540	—	Transmitter Belt, size $\frac{5}{8}$ in. diam., length 50 $\frac{1}{2}$ in., with 25029

Numerical List of Parts

No.	Plate	Name
Nos. 228541 to 228543, for 228550		
228541	13804	Transmitter Bracket
228542	13804	" Pulley (driving) with 228544
228543	13803	" " " Gear
228544	13882	" " " " Stud, for 228542
228545	13804	Transmitter Pulley (loose), for 228550
228546	13803	Transmitter Pulley Oil Cup with 453c, for 228550
228547	—	Transmitter Pulley Oil Wick, for 228548
228548	13803	Transmitter Pulley Oil Wick Wire with 228547, for 228550
228549	13803	Transmitter Pulley Shaft (hollow), for 228550
228550	—	Transmitter complete, Nos. 1504E, 9281, 50399E, 202244, 228522, 228525, 228526, 228541 to 228543, 228545, 228546, 228548, 228549 and 228556
228551	13882	Cutting Driving Belt Guard Catch with two wood screws $\frac{3}{4}$ in., No. 6, R.H.B.
228553	13882	Cutting Driving Pulley Guard Hook and Eye (obsolete)
228554	13803	Sewing Belt Retaining Finger (ob- solete)
228556	13882	Transmitter Pulley Shaft Nut Washer (obsolete), for 228550 ..
Nos. 228565 to 228567, for 228596 and 228598		
228565	13870	Belt Shifter
228566	13870	" " Lever with 200526c ...
228567	13871	" " " Hinge Stud
228568	13870	Driving Cone Pulley (for driving machine), $4\frac{1}{2}$ and 6 in. diam., with 200342c and 200347c (obsolete) ..
228569	13869	Driving Cone Pulley Shaft (obso- lete)
228571	13869	Driving Pulley Shaft Bushing with 202260, for 228627
228572	13870	Driving Pulley (for Buttonhole Cut- ter), $4\frac{1}{2}$ in. diam., with 200342c and 200347c (obsolete)
228573	13870	Driving Attachment Belt Guard with 228607, for 228627

Numerical List of Parts

No.	Plate	Name
228574	13870	Driving Attachment Bracket with 11119, 228575 and four 350028c, for 228627
228575	13871	Driving Attachment Bracket Oil Cup, for 228574
228578	—	Driving Attachment and Idler complete, Nos. 228587 and 228627, for 228599, 228600, 228606, 228609 and 228611
228579	13869	Buttonhole Cutter Driving Pulley Shaft, for 228627
228580	13869	Buttonhole Cutter Driving Pulley Shaft Bushing with 224392, for 228627
228581	13870	Idler Pulley, for 228587
228584	13869	" " Shaft with 228586, for 228587
228585	—	Idler Pulley Shaft Oil Wick, for 228586
228586	13869	Idler Pulley Shaft Oil Wick Wire with 228585, for 228584
228587	—	Idler complete, Nos. 228584, 228602, 228644, two each 228581, 228643, and three 200019E, for 228578 ...
228588	13870	Counter Shaft Hanger Belt Guard (double), for 228596

Nos. 228590 to 228593, for 228596 and 228598

228590	13870	Counter Shaft Driving Pulley (loose), 5 in. diameter
228591	13870	Counter Shaft Driving Pulley (tight), 5 in. diam., with 200352c and 200363c
228592	13870	Counter Shaft Pulley, 5 $\frac{1}{2}$ in. diam., with 200352c and 200363c
228593	13869	Counter Shaft (hollow) with 200370c and 228595
228594	—	Counter Shaft Oil Packing Wick, for 228595
228595	13869	Counter Shaft Oil Packing Wick Wire with 228594, for 228593 ...
228596	—	Counter Shaft Hanger complete, for Old Style Power Table, Nos. 51080E, 200002E, 210833, 228565 to 228567, 228588, 228590 to 228593, 228601, 228602, 228632, two 51046E and three 41125, for 228599, 228609 and 228611

Numerical List of Parts

No.	Plate	Name
228597	13870	Counter Shaft Hanger Belt Guard (single), for 228598
228598	—	Counter Shaft Hanger complete, for Singer Safety Power Table, Nos. 51080E, 200002E, 210833, 228565 to 228567, 228590 to 228593, 228597, 228601, 228602, 228632, two 51046E and three 41125, for 228600 and 228606
228599	—	Driving Equipment complete, for Old Style Power Table (flat), Nos. 27068, 228578, 228596, 228628, 228631, 234342, 234344 and blue print template
228600	—	Driving Equipment complete, for Singer Safety Power Table (flat), Nos. 41228, 228578, 228598, 228628, 228630, 234342, 234344 and blue print template
228601	13870	Counter Shaft Hanger with 200335c and 202244, for 228596 and 228598
228602	13871	Counter Shaft Oil Cup, for 228596 and 228598
228602	13871	Idler Pulley Shaft Oil Cup, for 228587
228604	—	Motor Base with four each 41125 and 51080E
228605	—	Driving Equipment complete, for Individual Motor Table, Nos. 228627 to 228629
228606	—	Driving Equipment complete, for Singer Safety Power Table (trough), Nos. 41228, 228578, 228598, 228628, 228630, 234343, 234344 and blue print template ..
228607	13926	Driving Attachment Belt Guard Drain Valve, for 228573
228608	—	Belt Guard, for Bridgeport Old Style Power Table (trough) with two wood screws $\frac{3}{4}$ in., No. 10, for 228609
228609	—	Driving Equipment complete, for Bridgeport Old Style Power Table (trough), Nos. 27068, 228578, 228596, 228608, 228628, 228631, 234344 and blue print template

Numerical List of Parts

No.	Plate	Name
228610	—	Belt Guard, for E'port Old Style Power Table (trough) with two wood screws $\frac{3}{4}$ in., No. 10, for 228611 and 228613
228611	—	Driving Equipment complete, for E'port Old Style Power Table (trough), Nos. 27068, 228578, 228596, 228610, 228628, 228631, 234344 and blue print template ..
228612	—	Driving Equipment complete, for use in connection with Electric Transmitter Motor on Power Table (flat), Nos. 228627 to 228629, 234342, 234344 and blue print template
228613	—	Driving Equipment complete, for use in connection with Electric Transmitter Motor on Power Table (E'port, trough), Nos. 228610, 228627 to 228629, 234344 and blue print template

Nos. 228618 to 228626, for 228627

228618	13926	Buttonhole Cutter Driving Pulley, 4 $\frac{5}{8}$ in. diam., with 200342c and 200347c
228619	13926	Buttonhole Cutter Driving Pulley Driving Pinion, 16 teeth, with 454c
228620	13926	Buttonhole Cutter Driving Pulley Shaft Gear, 48 teeth, with 448c
228621	13926	Machine Driving Pulley (loose), 3 $\frac{1}{8}$ in. diameter
228622	13926	Machine Driving Pulley Clutch ...
228623	13926	" " " Collar with two 200364c
228624	13926	Driving Pulley, 6 in. diam., with 200374c and 200396c
228625	13926	Driving Pulley Shaft
228626	13926	" " " Collar with two 200378c
228627	—	Driving Attachment complete, Nos. 50075J, 228573, 228574, 228579, 228580, 228618 to 228626, two each 2117, 228571, three each 41125, 51046E, 200050c and 214179 to 214181, for 228578, 228605, 228612, 228613, 228645 and 228646

Numerical List of Parts

No.	Plate	Name
228628	—	Belt (gilt edge), size $\frac{5}{8}$ in. diam., length 83 in., with two 25029, for 228599, 228600, 228605, 228606, 228609, 228611 to 228613, 228645 and 228646
228629	—	Belt (gilt edge), size $\frac{3}{8}$ in. diam., length 57 in., with 25030, for 228605, 228612 and 228613
228630	—	Belt (gilt edge), size $\frac{3}{8}$ in. diam., length 120 in., with two 25030, for 228600, 228606, 228645 and 228646
228631	—	Belt (gilt edge), size $\frac{3}{8}$ in. diam., length 133 in., with two 25030, for 228599, 228609 and 228611 ..
228632	15416	Belt Shifter Locking Spring, for 228596 and 228598
228643	13870	Idler Pulley Belt Guard with 200526c, for 228587
228644	13870	Idler Pulley Bracket with 200526c, for 228587
228645	—	Driving Equipment complete, for Singer Universal Safety Power Table (flat), Nos. 126715, 126870, 228627, 228628, 228630, 234349 and blue print template
228646	—	Driving Equipment complete, for Singer Universal Safety Power Table (trough), Nos. 126715, 126870, 228627, 228628, 228630, 234350 and blue print template ..
230795	13703	Bed Shaft Bushing (back) Oil Tube Pin
232002	13702	Arm Shaft Bushing (back) with 202260
232003	13702	Arm Shaft Hand Wheel with two 200341c
232022	13738	Work Clamp Spreader Releasing Lever Tripping Point, for 232535
232025	13701	Bed End Cover Catch
232026	13701	" " " " Position Pin
232027	13701	" " " " Releaser ...
232028	13701	" " " " Position Pin
232030	13702	" Shaft Bushing (back) with 202260
232036	13705	Buttonhole Cutting Carrier Lever with 990D, 201366c, 201524E and 201892
232037	13703	Buttonhole Cutting Carrier Lever Adjusting Screw Stud Sleeve ..

Numerical List of Parts

No.	Plate	Name
232038	13703	Buttonhole Cutting Carrier Lever Slide Block
232042	13705	Buttonhole Cutting Driving Wheel with 50084E
232043	13706	Buttonhole Cutting Driving Wheel Lock
232044	13706	Buttonhole Cutting Driving Wheel Lock Spring
232044	13706	Work Clamp Spreader Releasing Lever Spring
232046	13706	Buttonhole Cutting Knife Holder with 219F
232050	13706	Buttonhole Cutting Lever Bracket Gib (right)
232051	13706	Buttonhole Cutting Lever Hinge Stud
232052	13707	Buttonhole Cutting Lever Spring..
232053	13711	" " Pressure Wedge with 232056
232054	13707	Buttonhole Cutting Pressure Wedge Adjusting Screw Collar, for 250538
232055	13707	Buttonhole Cutting Pressure Wedge Adjusting Screw Collar Position Pin, for 250538
232055	13707	Looper Carrier Crank Driving Spiral Position Pin
232056	13707	Buttonhole Cutting Pressure Wedge Boss, for 232053
232057	13707	Buttonhole Cutting Pressure Wedge Post with 662D and 232466
232063	13708	Buttonhole Cutting Starting Lever with 201085c
232064	13707	Buttonhole Cutting Starting Lever Latch
232065	13707	Buttonhole Cutting Starting Lever Latch Spring
232067	13927	Buttonhole Cutting Starting Lever Support
232075	13735	Work Clamp Opening Stop (adjust- able) (right), for 232854, 232856 and 232858
232083	13737	Work Clamp Spreader Crank Lock Spring
232099	13930	Work Clamp Unlocking Lever Spring Position Pin (for Bed) ..
232110	—	Driving Wheel with 200395c and 232113

Numerical List of Parts

No.	Plate	Name
232112	13927	Driving Wheel Friction Gib
232113	13927	" " " " Posi- tion Pin, for 232110
232115	13927	Driving Wheel Stop Cam Spring ..
232130	13929	Feed Wheel Driving Rack (return feed), for 232535
232150	13706	Buttonhole Cutting Driving Wheel Position Pin
232176	13717	Needle Bar Driving Collar with 200083E
232177	13717	Needle Bar Bushing
232178	13717	" " Connecting Link
232235	13722	Starting Lever Lock with 201356E
232236	13721	" " " Spring
232238	13721	" " Roller
232244	13701	Arm Shaft Bevel Gear Position Pin
232244	13701	Bed Shaft Bushing (front) Position Pin
232244	13701	Bed Shaft Looper Driving Gear Po- sition Pin
232244	13701	Intermittent Feed Driving Wheel Bracket Position Pin
232244	13701	Upper Needle Thread Take-up Posi- tion Pin
232258	13723	Stop Button
232259	13723	" " Pin
232260	—	Obsolete.
232261	13734	Stop Lever Lock
232262	13724	" " Bracket (obsolete)
232263	13725	" " Friction Pad (rawhide)
232264	—	No. cancelled.
232265	13725	Stop Lever Interlocking Slide Screw Washer
232266	13725	Stop Lever Interlocking Slide Spring (obsolete)
232267	13725	Stop Lever Shaft
232268	13725	" " Spring
232269	13721	Starting Lever Unlocking Lever Tripping Stud (for Feed Wheel), for 232535

Nos. 232270 to 232272, for 232853, 232855
and 232857

232270	13728	Under Needle and Cord Clamping Spring (long)
232271	13737	Under Needle and Cord Clamping Spring (short)
232272	13728	Under Thread and Cord Cutter ..

Numerical List of Parts

No.	Plate	Name
232283	13734	Work Clamp Carrier Regulator with 201102c and 201868
232284	13740	Work Clamp Carrier Slide (left) with 200119D
232285	13740	Work Clamp Carrier Slide (right) with 200119D
232286	13740	Work Clamp Carrier Slide Stay Plate
232287	—	Obsolete.
232293	13730	Work Clamp Arm Adjusting Wedge, for 232853 to 232858
232294	13730	Work Clamp Arm Bracket (left), for 232853, 232855 and 232857 ...
232295	13730	Work Clamp Arm Bracket (right), for 232854, 232856 and 232858 ...
232297	13731	Work Clamp Arm Hinge Block (right) with 200389E, for 232854, 232856 and 232858
232299	13731	Work Clamp Arm Spring, for 232853 to 232858
232301	13736	Work Clamp Base (left), for $\frac{3}{16}$ in. buttonhole, for 232855
232302	13736	Work Clamp Base (right), for $\frac{3}{16}$ in. buttonhole, for 232856
232303	13731	Work Clamp Base Gib
232309	13729	" " " Stop Block (back)
232310	13714	Feed Wheel Driving Ring Gib Posi- tion Pin, for 232535
232310	13714	Looper Carrier Crank Driving Con- nection Position Pin
232310	13714	Under Needle Clamping Plate Posi- tion Pin, for 232640
232310	13714	Work Clamp Base Stop Block (back) Position Pin
232310	13714	Work Clamp Carrier Base Plate Slide Rod Position Pin
232312	13738	Work Clamp Spreader Plate, for 232853 to 232858
232315	13735	Work Clamp Connection Lever (right) with 735E, for 232854, 232856 and 232858
232317	13730	Work Clamp Arm Cam Shaft (right), for 232854, 232856 and 232858
232318	13732	Work Clamp Closing Lever (hand) with 735E, for 232854, 232856 and 232858

Numerical List of Parts

No.	Plate	Name
232319	13732	Work Clamp Connection Lever (left) with 735E, for 232853, 232855 and 232857
232321	13732	Work Clamp Carrier Side Throw Lever Slide Block
232322	13732	Work Clamp Carrier Side Throw Lever Slide Block Guide
232323	13737	Work Clamp Spreader Crank
232324	13738	" " " " Lock
232326	13738	" " " " "
		Spring Stud (large), for 232683..
232327	13738	Work Clamp Spreader Gear
232328	13738	" " " Rack
232331	13738	" " " Retaining Latch
232332	13738	Work Clamp Spreader Retaining Latch Spring
232333	13738	Work Clamp Spreader Retaining Latch Spring Stud, for 232683 ..
232334	13730	Work Clamp Arm Cam (right) with 735c, for 232854, 232856 and 232858
232340	13717	Looper and Under Needle Driving Gear Position Pin
232343	13717	Looper and Under Needle Driving Fork Position Pin
232343	13717	Thread Cutting Blade Connecting Rod Guide Bracket Pin, for 232853, 232855 and 232857
232343	13717	Upper Needle Thread Tension Bracket Position Pin
232343	13717	Work Clamp Arm Cam Position Pin, for 232854, 232856 and 232858
232343	13717	Work Clamp Arm Hinge Block Po- sition Pin, for 232853 to 232858 ..
232343	13717	Work Clamp Closing Lever (hand) Position Pin, for 232854, 232856 and 232858
232343	13717	Work Clamp Connection Lever Po- sition Pin, for 232853 to 232858 ..
232343	13717	Work Clamp Spreader Crank Lock Position Pin
232344	13726	Return Feed Starting Lever Clutch Plate Position Pin
232344	13726	Thread Cutting Blade Shaft Crank Position Pin, for 232720, 232851 and 232852
232344	13726	Work Clamp Locking Crank Posi- tion Pin, for 232853, 232855 and 232857

Numerical List of Parts

No.	Plate	Name
232346	13738	Work Clamp Spreader Crank Lock Stop Pin, for 232683
232348	13735	Work Clamp Base Gib Position Pin
232348	13735	" " Lock Spring Bracket Position Pin, for 232853, 232855 and 232857
232348	13735	Work Clamp Opening Stop (adjustable) (left) Position Pin
232380	13706	Buttonhole Cutting Lever Bracket Gib Adjusting Plate
232381	13721	Safety Plate
232383	13708	Buttonhole Cutting Shaft Hand Crank with 201484c
232417	13940	Thread Unwinder Spool Pin, for 225376
232425	13721	Safety Cam, for 232535
232426	13721	" " Position Pin, for 232535
232428	13721	" Lever Spring
232434	13729	Upper Needle Thread Tension Re-leaser Connection Spring
232436	13739	Work Clamp Arm (left), for 232853, 232855 and 232857
232437	13739	Work Clamp Arm (right), for 232854, 232856 and 232858
232438	13736	Work Clamp Spreader
232439	13738	" " " Link
232443	13711	Buttonhole Cutting Knife ($\frac{11}{16}$ in.) (.1275 x .2415 eye)
232444	—	Buttonhole Cutting Knife ($\frac{9}{16}$ in.) (.1275 x .2415 eye)
232445	—	Buttonhole Cutting Knife ($\frac{11}{16}$ in.) (.1275 x .2415 eye)
232446	—	Buttonhole Cutting Knife ($\frac{11}{16}$ in.) (.110 x .2315 eye) (small eye) ..
232447	—	Buttonhole Cutting Knife ($\frac{5}{8}$ in.) (.1275 x .2415 eye)
232449	—	Buttonhole Cutting Knife ($\frac{1}{2}$ in.) (.1275 x .2415 eye)
232452	13715	Intermittent Feed Driving Wheel Shaft Gear with two 465c
232457	13738	Work Clamp Spreader Rack Latch (adjustable section) Screw Washer
232462	13733	Work Clamp Carrier Base Plate Slide Rod
232466	13707	Buttonhole Cutting Pressure Wedge Adjusting Screw Lock Spring, for 232057

Numerical List of Parts

No.	Plate	Name
232472	13712	Driving Wheel (loose)
232475	13704	Buttonhole Cutting Shaft Pulley (loose) with eight 232817
232482	13707	Buttonhole Cutting Lever Spring Bracket, for 232507
232483	13707	Buttonhole Cutting Lever Spring Bracket Pin, for 232507
232486	13747	Threader Wire (large)
*232487	—	Arm
232488	13704	" Shaft
232489	13701	" " Bevel Gear (order Posi- tion Screws or Set Screws as re- quired)
232490	13702	Arm Shaft Bushing (front) with 202260
232491	13709	Arm Side Cover
*232492	—	Bed with 255509 to 255512 and eight 1094E
232493	—	Bed End Cover
232494	13704	" Shaft
232495	—	Obsolete.
232496	13702	Bed Shaft Bushing (front)
232497	—	Obsolete.
232498	13703	Bed Shaft Collar with 448c
232499	13702	" " Looper Driving Gear with 457c
232500	13704	Bed Side Cover (left)
232501	13704	" " " (right)
232502	13711	Buttonhole Cutting Block Holder..
232503	13705	" Cutting Carrier Cam with 200364c
232504	13705	Buttonhole Cutting Chip Spout
232505	13705	" " " " Cover
232506	13709	" " Lever (lower) with 193D
232507	13704	Buttonhole Cutting Lever (upper) with 232482 and two 232483
232508	13708	Buttonhole Cutting Lever Bracket with 201211E
232509	13706	Buttonhole Cutting Lever Bracket Gib (left)
232510	13709	Buttonhole Cutting Lever (lower) Cam with 448c
232511	13708	Buttonhole Cutting Lever (upper) Cam with 448c
232512	13708	Buttonhole Cutting Shaft
232513	13707	" " " Pulley Bushings

Numerical List of Parts

No.	Plate	Name
232515	13727	Under Needle Thread Tension Spring
232516	13740	Under Needle Thread Leader (brass)
232517	13727	Under Needle Thread Leader Bracket
232520	13712	Face Plate
232521	13713	Feed Adjusting Gear
232522	13713	" " " Bracket
232523	13713	" " " " Clamp- ing Post
232525	13713	Feed Driving Gear (intermediate) with 457c
232526	13713	Feed Driving Gear (intermediate) Shaft
232527	13713	Feed Hand Ratchet Lever
232528	13713	" " " " Pawl ...
Nos. 232529 to 232534, for 232535		
232529	13736	Feed Wheel
232530	13929	" " Driving Pawl
232531	13929	" " " " Spring..
232532	13713	" " " Ring
232533	13719	" " " " Friction Spring
232534	13714	Feed Wheel Driving Ring Gib
232535	—	Feed Wheel complete, Nos. 232022, 232130, 232269, 232425, 232426, 232529, 232532, two each 200055D, 200581H, 201207D, three each 201384D, 201385C, 232530, 232531, 232533, 232534 and six 232310 ..
232536	13928	Work Clamp Closing Lever with 200E
232537	13930	Work Clamp Closing Lever Hinge Stud
232538	13930	Work Clamp Closing Lever Spring
232539	13719	Intermittent Feed Driving Wheel with two 465c
*232540	13704	Intermittent Feed Driving Wheel Bracket
232541	13714	Intermittent Feed Driving Wheel Position Pin
232542	13715	Intermittent Feed Driving Wheel Shaft

Numerical List of Parts

No.	Plate	Name
232544	13714	Looper
232545	13714	" Adjusting Gib
232546	13714	" Carrier
232547	13716	" " Crank (driven)
*232548	13716	" " " Driving Connection, for 255505
*232549	13716	Looper Carrier Crank Driving Spiral with 906E, for 255505
232550	13716	Looper Carrier Crank (driving) ..
232551	13716	" " " Bracket
232552	13716	" " Hinge Screw Bushing
232553	13715	" and Under Needle Carrier with 232634
*232554	13740	Looper and Under Needle Carrier Frame with 232558 and three 896E
232555	13716	Looper and Under Needle Rotating Gear with 906E
232556	13716	Looper and Under Needle Rotating Gear Position Stud
232557	13716	Looper and Under Needle Driving Bar
*232558	13716	Looper and Under Needle Driving Bar Bearing, for 232554
232559	13716	Looper and Under Needle Driving Connection with 232711
232560	—	Obsolete.
232561	13717	Looper and Under Needle Driving Shaft Bushing
232562	13717	Looper and Under Needle Driving Fork with 200E
232563	13717	Looper and Under Needle Driving Gear with 465E
232564	—	Obsolete.
232565	13717	Looper and Under Needle Driving Lever Link with two 208D
232566	13717	Looper and Under Needle Driving Link with 185H and two 208D ..
232568	13715	Needle Bar Driving Crank with 200394C and two 200382C
232569	13717	Needle Bar Driving Swivel with 222598
232571	13718	Needle Bar Rotating Gear
232572	13718	" Guard with 232573
232573	13718	" " Position Pin, for 232572
232574	13719	" Holder (adjustable) with 735C
232578	13722	Safety Lever

Numerical List of Parts

No.	Plate	Name
232579	13722	Starting Lever with 200363c
232580	13722	" " Cam Plate
232581	13721	" " Locking Plate
232582	13722	" " Unlocking Lever ..
232583	13722	" " " " Trip- ping Point
232584	—	Stitch Regulating Gear, for 36 stitches
232585	—	Stitch Regulating Gear, for 40 stitches
232586	—	Stitch Regulating Gear, for 44 stitches
232587	13721	Stitch Regulating Gear, for 50 stitches
232588	—	Stitch Regulating Gear, for 56 stitches
232589	—	Stitch Regulating Gear, for 60 stitches
232590	13722	Stitch Rotating Lever (lower) with 456c
232591	13722	Stitch Rotating Lever (upper) with 448c
232592	13723	Stitch Rotating Lever Connection (rear section) (upper), for 232594
232593	13723	Stitch Rotating Lever Connection (front section) (upper), for 232594
232594	—	Stitch Rotating Lever Connection (upper) complete, Nos. 232592, 232593, 232786, two each 190D and 250540
232595	13722	Stitch Rotating Lever Rock Shaft
232596	13722	" " Sector (lower)
232597	13722	" " " " Bracket
232598	13722	" " " " (upper)
232599	13724	" " " " Bracket
232601	13725	Thread Clamping Blade, for 232720, 232851 and 232852
232602	13725	Thread Cutting Blade, for 232720, 232851 and 232852
232604	13735	Work Clamp Lock Spring Bracket, for 232853, 232855 and 232857 ...
232606	13725	Thread Cutting Blade Connecting Rod Guide Bracket with 237F, for 232853, 232855 and 232857
232614	13726	Thread Cutting Blade Shaft, for 232720, 232851 and 232852

Numerical List of Parts

No.	Plate	Name
232615	13737	Thread Cutting Blade Shaft Crank with 906E, for 232720, 232851 and 232852
232616	13734	Thread Cutting Blade Tripping Lever
232631	13737	Throat Plate
232632	13726	" " Holder with 201365c and 201368E
232633	—	Throat Plate Holder Lock com- plete, Nos. 191D, 232811 and 232812
232634	12726	Throat Plate Holder Stop Stud, for 232553
232635	13724	Throat Plate Locking Ring
232636	13727	" " Tipping Point
232637	13737	Under Needle Carrier
232638	13727	" " " Bracket
*232639	13727	" " " Connecting Link with four 220D, for 255506..
232640	13727	Under Needle Clamping Plate with 232310
232646	13727	Under Needle Thread Controller Plate
232648	13727	Under Needle Thread Guide
232649	13727	" " " Nipper Block
232650	13727	" " " " Lever
232651	13727	" " " " Screw Stud Spring
232652	13727	Under Needle Thread Pull-off
232653	13724	" " " Tension Bracket
232654	13728	Upper Needle Thread Guide, for 232663
232655	13728	Upper Needle Thread Pull-off
232656	13728	" " " " Guide Bracket with 196F
232657	13733	Upper Needle Thread Pull-off Lev- er (front section)
232658	13733	Upper Needle Thread Pull-off Lev- er (rear section)
232659	13728	Upper Needle Thread Pull-off Lev- er Spring
232660	13728	Upper Needle Thread Take-up with two 457c
232661	13728	Upper Needle Thread Take-up Thread Guide, for 232663
232662	13733	Upper Needle Thread Take-up Thread Guide Bracket with 735c and 1159F, for 232663

Numerical List of Parts

No.	Plate	Name
232663	—	Upper Needle Thread Take-up Thread Guide Bracket complete, Nos. 232654, 232661, 232662, 232664 to 232666, 232794 and six 233D ..

Nos. 232664 to 232666, for 232663

232664	13729	Upper Needle Thread Take-up Thread Guide Hinge Pin
232665	13729	Upper Needle Thread Take-up Thread Guide Spring Latch
232666	13729	Upper Needle Thread Take-up Thread Stripper
232667	13733	Upper Needle Thread Tension Bracket
232668	13733	Upper Needle Thread Tension Releaser Arm
232673	13733	Vertical Shaft Bevel Gear (upper) (order Position Screws or Set Screws as required)

Nos. 232674 to 232676, for 232853, 232855
and 232857

232674	13730	Work Clamp Arm Cam Shaft (left)
232675	13731	" " " Hinge Block (left) with 200389E
232676	13731	Work Clamp Arm Hinge Pin (left)
232677	13731	" " " " " (right), for 232854, 232856 and 232858 ...
232680	13729	Work Clamp Base Spring, for 232853 to 232858
232681	13729	Work Clamp Base Spring Catch (left)
232682	13729	Work Clamp Base Spring Catch (right)
232683	13736	Work Clamp Carrier Base Plate with 232326, 232333 and 232346 ..
232684	13732	Work Clamp Carrier Regulator Slide Block
232685	13734	Work Clamp Carrier Side Throw Lever with 201097c, 201374E, 201530E and 201937
232686	13732	Work Clamp Carrier Side Throw Lever Roller Stud, for 201937 ..
232687	13737	Work Clamp Check (right), for $\frac{1}{8}$ in. buttonhole, for 232856
232688	13737	Work Clamp Check (thread cut- ting) with 232806, for $\frac{1}{8}$ in. but- tonhole, for 232720

Numerical List of Parts

No.	Plate	Name
Nos. 232689 to 232691, for 232720, 232851 and 232852		
232689	13737	Work Clamp Check Thread Clamp- ing Section
232690	13732	Work Clamp Check Thread Clamp- ing Section Separator Washer ..
232691	13732	Work Clamp Check Thread Cutting Blade
232693	13736	Work Clamp Closing Lever (obso- lete)
232694	13732	Work Clamp Closing Lever Spring (obsolete)
Nos. 232695 to 232699, for 232853, 232855 and 232857		
232695	13735	Work Clamp Lock
232696	13735	" " " Spring
232697	13735	" " Locking Crank with 735c
232698	13735	Work Clamp Opening Spring
232699	13735	" " " Stop (adjust- able) (left)
232700	13738	Work Clamp Spreader Rack Latch (adjustable section)
232701	13738	Work Clamp Spreader Rack Latch Shank
232702	13738	Work Clamp Spreader Rack Latch Spring
232703	13739	Work Clamp Spreader Releasing Lever
232705	13738	Work Clamp Spreader Roller Brack- et with 201984, for 232853 to 232858
232706	13735	Work Clamp Unlocking Lever
232708	13735	" " " " Spring
232709	13717	Needle Bar Connecting Link Stud with 222598
232710	13730	Vertical Shaft Bushing (upper) ..
232711	13727	Under Needle Thread Bushing, for 232559
232712	13701	Bed End Cover Hinge
232713	13729	Vertical Shaft Bushing (lower) ...
232718	13707	Buttonhole Cutting Starting Lever Hinge Stud
232719	13703	Bed Shaft Bevel Gear Position Pin
232719	13703	Stitch Rotating Lever (lower) Posi- tion Pin

Numerical List of Parts

No.	Plate	Name
232719	13703	Vertical Shaft Bevel Gear (lower) Position Pin
232720	—	Work Clamp Check 232688 with 219F, 1348E, 1449H, 201406E, 201489D, 232344, 232601, 232602, 232614, 232615, 232689 to 232691 and 232733, for 232855
232721	13929	Feed Driving Gear (intermediate) Position Pin
232721	13929	Upper Needle Thread Tension Re- leaser Cam Pin
232724	13706	Buttonhole Cutting Driving Wheel Lock Stop Plate
232725	13702	Belt Guard
232726	13927	Buttonhole Position Gauge (for flies), for 232854, 232856 and 232858
232727	13711	Buttonhole Position Gauge (for straps)
232728	—	Work Clamp Check (right), for $\frac{3}{8}$ in buttonhole, for 232858
232729	—	Work Clamp Check (thread cut- ting) with 232806, for $\frac{3}{8}$ in. but- tonhole, for 232852
232730	13711	Cord Pull-off Disc with two 458c ..
232731	13711	" " Rod
232732	13711	" " " Guide
232733	13930	Work Clamp Check Thread Clamp- ing Section Spring, for 232720, 232851 and 232852
232734	13715	Return Feed Arm
232735	13718	" " " Swivel
232736	13718	" " " " Collar with 200119F
232737	13740	Return Feed Connection with two 171E
232738	13740	Return Feed Crank Shaft with 399D, 402D and 255501
232739	13718	Return Feed Crank Shaft Bushing
232740	13718	" " " " Clutch Lock
232741	13718	Return Feed Crank Shaft Clutch Lock Plate
232742	13718	Return Feed Crank Shaft Clutch Lock Spring
232743	13718	Return Feed Crank Shaft Clutch Plate, for 232745

Numerical List of Parts

No.	Plate	Name
232744	13715	Return Feed Crank Shaft Driver with 452c
232745	13740	Return Feed Crank Shaft Gear with six each 207E and 232743 ..
232746	13715	Return Feed Driving Gear
232747	13740	" " Gear Guard
232748	13718	" " Pawl
232749	13718	" " " Spring
232750	13715	" " Starting Lever
232751	13720	" " " " Adjust- ing Arm
232752	13720	Return Feed Starting Lever Clutch Plate
232753	13720	Return Feed Starting Lever Guide Plate
232754	13720	Return Feed Starting Lever Latch with 232755
232755	13720	Return Feed Starting Lever Latch Pin, for 232754
232756	13720	Return Feed Starting Lever Latch Spring
232757	13720	Return Feed Starting Lever Releas- ing Lever
232758	13720	Return Feed Starting Lever Releas- ing Lever Safety Arm
232759	13720	Return Feed Starting Lever Trip with 232763
232760	13720	Return Feed Starting Lever Trip Lever
232761	13720	Return Feed Starting Lever Trip Lever Link
232762	13720	Return Feed Starting Lever Trip Spring
232763	13721	Return Feed Starting Lever Trip Stop Pin, for 232759
232764	—	Stitch Rotating Lever Connection (lower) complete, Nos. 232807, 232808, two each 172D and 39504
232765	13724	Stop Lever Extension Lever
232766	13723	" " " " Spring
Nos. 232767 to 232772, for 232853, 232855 and 232857		
232767	13719	Thread Cutting Blade Connecting Rod
232768	13725	Thread Cutting Blade Connecting Rod Collar (back) with 237F ...
232769	13725	Thread Cutting Blade Connecting Rod Collar (front) with 201288D

Numerical List of Parts

No.	Plate	Name
232770	13726	Thread Cutting Blade Connecting Rod Guide
232771	13719	Thread Cutting Blade Connecting Rod Latch
232772	13719	Thread Cutting Blade Connecting Rod Latch Spring
232773	13734	Thread Cutting Blade Opening Arm (adjustable)
232774	13709	Thread Cutting Blade Opening Cam with 448c
232775	13709	Thread Cutting Blade Opening Lever with 200019E
232776	—	Cord Guard
232777	13719	Thread Cutting Blade Opening Lever Cushion (rawhide)
232778	13719	Thread Cutting Blade Opening Lever Cushion Bracket
232779	13726	Thread Cutting Blade Opening Lever Spring
232780	13726	Thread Cutting Blade Opening Lever Sleeve
232781	13737	Thread Cutting Blade Opening Stud
232782	13737	" " " " "
		Collar with 462c
232783	13737	Thread Cutting Blade Opening Stud Latch with 209F
232784	13737	Thread Cutting Blade Opening Stud Latch Shaft
232785	13737	Thread Cutting Blade Opening Stud Latch Spring
232786	13726	Thread Cutting Blade Opening Stud Trip Block, for 232594
232787	13737	Thread Cutting Blade Opening Stud Trip Lever with 209F
232788	13737	Thread Cutting Blade Opening Stud Trip Plunger
232789	13737	Thread Cutting Blade Opening Stud Trip Plunger Spring
232790	13724	Thread Cutting Blade Tripping (adjustable) Connection
232791	13724	Thread Cutting Blade Tripping Lever Adjustable Section
232792	13724	Upper Needle Thread Leader
232794	13729	" " " Take-up Thread Guide Bracket Plate, for 232663..
232795	13729	Upper Needle Thread Tension Releaser Cam with 209F
232796	13733	Upper Needle Thread Tension Releaser Connection (lower section)

Numerical List of Parts

No.	Plate	Name
232797	13733	Upper Needle Thread Tension Re- leaser Connection (upper section)
232799	13729	Upper Needle Thread Tension Thread Guide
232800	13731	Work Clamp Base Lock (left)
232801	13729	" " " " Spring ...
232802	13731	" " " " (right) ...
232804	13731	" " " " Plate
232805	13732	" " " Stop Block (front)
232806	13732	" " Check Thread Clamp- ing Section Position Pin, for 232688, 232729 and 232848
232807	13723	Stitch Rotating Lever Connection (front section) (lower), for 232764
232808	13723	Stitch Rotating Lever Connection (rear section) (lower), for 232764
232809	13719	Thread Cutting Blade Connecting Rod Guide Bracket Shim, for 232853, 232855 and 232857
232810	13726	Thread Cutting Blade Connecting Rod Washer (rawhide), for 232853, 232855 and 232857
232811	13726	Throat Plate Holder Lock Section (front), for 232633
232812	13726	Throat Plate Holder Lock Section (rear), for 232633
232813	13717	Needle Bar Guide
232814	13717	" " " Screw Washer ..
232815	13714	Intermittent Feed Driving Wheel Driving Stud (obsolete)
232817	13707	Buttonhole Cutting Shaft Pulley Stud, for 232475
232818	13737	Work Clamp Spreader Adjusting Screw Spring (obsolete)
232819	13741	Wrench, for 201487
232820	13711	Buttonhole Cutting Block (brass) ..
232821	13703	Bed Shaft Bushing (back) Oil Tube (brass)
232822	13711	Buttonhole Cutting Knife Stop
Nos. 232823 to 232826, for 232827		
232823	13711	Cord Tension Plate with 468c
232824	13711	" " Spring (flat)
232825	13711	" " Washer
232825	13711	" " Take-up Spring Screw Washer
232826	13711	Cord Tension Take-up Spring

Numerical List of Parts

No.	Plate	Name
232827	—	Cord Tension complete, Nos. 226D, 665D, 232823, 232824, 232826 and two 232825
232828	13737	Work Clamp Spreader Adjusting Screw Bracket, for 232853 to 232858
232829	13727	Under Needle Stop Plate
232830	13706	Buttonhole Cutting Chip Spout Extension (coil wire)
232831	13708	Buttonhole Cutting Starting Lever Lock
232832	13715	Finger Starting Bell Crank
232833	13715	" " Connection
Nos. 232834 to 232837, for 232853, 232855 and 232857		
232834	13715	Finger Starting Lever
232835	13714	" " " Carrier
232836	13714	" " " " Spring
232837	13714	" " " " Washer
232838	13714	" " " Rod
232839	13714	" " " Collar (back) with 237F
232840	13714	Finger Starting Rod Collar (front) with 201288D
232841	13714	Finger Starting Rod Spring
232842	13720	Return Feed Starting Lever Adjusting Arm Spring
232843	—	Work Clamp Base (left), for $\frac{1}{2}$ in. buttonhole, for 232853
232844	—	Work Clamp Base (right), for $\frac{1}{2}$ in. buttonhole, for 232854
232845	—	Work Clamp Base (left), for $\frac{5}{8}$ in. buttonhole, for 232857
232846	—	Work Clamp Base (right), for $\frac{5}{8}$ in. buttonhole, for 232858
232847	—	Work Clamp Check (right), for $\frac{1}{2}$ in. buttonhole, for 232854
232848	—	Work Clamp Check (thread cutting) with 232806, for $\frac{1}{2}$ in. buttonhole, for 232851
232849	—	Stitch Rotating Sector (upper) and Gear Guard with two 448c
232850	—	Under Needle Carrier Cap Screw Washer

Numerical List of Parts

No.	Plate	Name
232851	—	Work Clamp Check (thread cutting) 232848 with 219F, 1348E, 1449H, 201406E, 201489D, 232344, 232601, 232602, 232614, 232615, 232689 to 232691 and 232733, for 232853
232852	—	Work Clamp Check (thread cutting) 232729 with 219F, 1348E, 1449H, 201406E, 201489D, 232344, 232601, 232602, 232614, 232615, 232689 to 232691 and 232733, for 232857
232853	—	Work Clamp Base (left) 232843 with 35D, 106C, 127D, 190D, 227D, 402D, 960D, 990D, 991C, 1550J, 2273, 23606, 200051F, 200139E, 201373D, 201476C, 214523, 226163, 232270 to 232272, 232293, 232294, 232299, 232312, 232319, 232344, 232348, 232436, 232604, 232606, 232674 to 232676, 232680, 232695 to 232699, 232705, 232767 to 232772, 232809, 232810, 232828, 232834 to 232837, 232851, two each 217D, 200092D, 200186B, 201121D, three each 7071 and 232343
232854	—	Work Clamp Base (right) 232844 with 217D, 960D, 1423F, 7071, 200051F, 200110D, 200139E, 201373D, 203149, 214523, 225604, 226163, 232075, 232293, 232295, 232297, 232299, 232312, 232315, 232317, 232318, 232334, 232437, 232677, 232680, 232705, 232726, 232828, 232847, two each 200092D, 201121D and four 232343
232855	—	Work Clamp Base (left) 232301 with 35D, 106C, 127D, 190D, 227D, 402D, 960D, 990D, 991C, 1550J, 2273, 23606, 200051F, 200139E, 201373D, 201476C, 214523, 226163, 232270 to 232272, 232293, 232294, 232299, 232312, 232319, 232344, 232348, 232436, 232604, 232606, 232674 to 232676, 232680, 232695 to 232699, 232705, 232720, 232767 to 232772, 232809, 232810, 232828, 232834 to 232837, two each 217D, 200092D, 200186B, 201121D, three each 7071 and 232343

Numerical List of Parts

No.	Plate	Name
232856	—	Work Clamp Base (right) 232302 with 217D, 960D, 1423F, 7071, 200051F, 200110D, 200139E, 201373D, 203149, 214523, 225604, 226163, 232075, 232293, 232295, 232297, 232299, 232312, 232315, 232317, 232318, 232334, 232437, 232677, 232680, 232687, 232705, 232726, 232828, two each 200092D, 201121D and four 232343
232857	—	Work Clamp Base (left) 232845 with 35D, 106C, 127D, 190D, 227D, 402D, 960D, 990D, 991C, 1550J, 2273, 23606, 200051F, 200139E, 201373D, 201476C, 214523, 226163, 232270 to 232272, 232293, 232294, 232299, 232312, 232319, 232344, 232348, 232436, 232604, 232606, 232674 to 232676, 232680, 232695 to 232699, 232705, 232767 to 232772, 232809, 232810, 232828, 232834 to 232837, 232852, two each 217D, 200092D, 200186B, 201121D, three each 7071 and 232343
232858	—	Work Clamp Base (right) 232846 with 217D, 960D, 1423F, 7071, 200051F, 200110D, 200139E, 201373D, 203149, 214523, 225604, 226163, 232075, 232293, 232295, 232297, 232299, 232312, 232315, 232317, 232318, 232334, 232437, 232677, 232680, 232705, 232726, 232728, 232828, two each 200092D, 201121D and four 232343
232859	13927	Buttonhole Cutting Chip Spout Spring Cover
232860	13927	Buttonhole Cutting Chip Spout Spring Cover Screw Washer
232861	13928	Stitch Rotating Sector (lower) Guard
232862	13928	Stitch Rotating Sector (upper) and Gear Guard Cover
232863	13929	Under Needle Thread Guide Wire
232864	13928	Feed Wheel Chip Guard
232865	13927	Buttonhole Cutting Block (steel) ..
232866	13929	Looper and Under Needle Carrier Frame Position Pin
232869	13928	Chip Removing Wire

Numerical List of Parts

No.	Plate	Name
232879	—	Shaft Pulley (sectional, grooved), 5½ in. diam., 1⅜ in. bore, with two 597c
232880	—	Shaft Pulley (sectional, grooved), 6½ in. diam., 1⅜ in. bore, with two 597c
232881	—	Shaft Pulley (sectional, grooved), 7½ in. diam., 1⅜ in. bore, with two 597c
232882	—	Shaft Pulley (sectional, grooved), 8½ in. diam., 1⅜ in. bore, with two 597c
232883	—	Shaft Pulley (sectional, grooved), 9½ in. diam., 1⅜ in. bore, with two 597c

Nos. 232884 to 232894 (obsolete)

232884	—	Shaft Pulley Belt Guard, for 232964
232885	—	" " " " " 232965
232886	—	" " " " " 232967
232887	—	" " " " " 232969
232888	—	" " " " " 232971
232889	—	" " " " " 232973
232890	—	" " " " " 232975
232891	—	" " " " " 232976
232892	—	" " " " " 232977
232893	—	" " " " " 232978
232894	—	" " " " " 232979
232895	13940	Thread Unwinder Spool Pin Arm with 759F, for 225376
232896	13940	Thread Unwinder Spool Pin Arm Bracket with two 448c, for 225376
232897	13744	Transmitter Shaft (obsolete), for 232898
232898	—	Transmitter, for Buttonhole Cutter complete, Nos. 210559, 232897, 232994 to 232996, two 938E and four 202622 (obsolete)
232900	13741	Wrench, for 201362
232901	—	Shaft Pulley Belt Guard (obsolete), for 232963
232919	—	Shaft Pulley (sectional, grooved), 4 in. diam., 1⅜ in. bore, with two 597c (obsolete)
232920	—	Shaft Pulley (sectional, grooved), 4½ in. diam., 1⅜ in. bore, with two 597c

Numerical List of Parts

No.	Plate	Name
232922	13881	Shaft Pulley Belt Guard Stud (obsolete), for 232964, 232965, 232967, 232969, 232971, 232973 and 232975 to 232979
232925	—	Shaft Pulley Belt Guard Stud (obsolete), for 232963
232926	13881	Shaft Pulley Belt Guard Stud Bushing (obsolete), for 232964, 232965, 232967, 232969, 232971, 232973 and 232975 to 232979
232927	—	Obsolete.
232929	13747	Buttonhole Cutting Chip Box Bottom Plate, for 232953
232930	13701	Bed Cushion (felt) (back), for 232954
232931	13701	Bed Cushion (felt) (front), for 232954
232932	13741	Wrench, for 201660
232933	—	Belt Shifter complete, Nos. 58F, 204698, 227933, 232941, 232942, 232944, 232945 and two 204126 (obsolete)
232934	—	Belt, size $\frac{5}{16}$ in. diam., length 17 $\frac{1}{2}$ ft., with 25029 (obsolete)
232935	13741	Wrench, for 201658 and 201659 ...
232936	13701	Bed Cushion (rawhide) (back), for 232954
232937	13701	Bed Cushion (rawhide) (front), for 232954
232938	13703	Bed Hinge
Nos. 232939 to 232952 (obsolete)		
232939	13743	Belt Shifter, for 232941
232940	13743	" " Base, for 232941
232941	—	" " " 232940 with 783E, 9281, 232939, 232943, 232946, 232947, 232949 to 232952, two each 32c, 141c, 1528c, 232948 and wood screws 1 $\frac{1}{4}$ in., No. 12, for 232933
232942	13743	Belt Shifter Bell Crank, for 232933
232943	13743	" " Bracket with two 362F, for 232941
232943	13743	Sewing Belt Retaining Finger Bracket with two 362F
232944	13743	Belt Shifter Hand Rod with 202302, for 232933

Numerical List of Parts

No.	Plate	Name
232945	13743	Belt Shifter Hand Rod Bracket with two wood screws 1 in., No. 10, for 232933
Nos. 232946 to 232952, for 232941		
232946	13743	Belt Shifter Lever (horizontal) with 436c and 795c
232947	13743	Belt Shifter Lever (horizontal) Shaft
232948	13743	Belt Shifter Lever (vertical) with 436c and 795c
232949	13743	Belt Shifter Lever (vertical) Shaft
232950	13743	" " Rod Adjusting Bracket with 362F
232951	13743	Belt Shifter Rod Adjusting Bracket Support
232952	13743	Belt Shifter Rod (adjustable)
232953	13747	Buttonhole Cutting Chip Box with 232929, two each 200579E and wood screws 1½ in., No. 10, R.H.B.
232954	—	Drip Pan with 232930, 232931, 232936, 232937, two 232982 and four 200567H
Nos. 232963 to 232965 (obsolete)		
232963	—	Shaft Pulley (sectional, grooved), 4½ in. diam., 1⅜ in. bore, with two each 597c, 232901 and four 232925
232964	—	Shaft Pulley (sectional, grooved), 5 in. diam., 1⅜ in. bore, with two each 597c, 232884, four each 232922 and 232926
232965	—	Shaft Pulley (sectional, grooved), 5½ in. diam., 1⅜ in. bore, with two each 597c, 232885, four each 232922 and 232926
232967	13747	Shaft Pulley (sectional, grooved), 6 in. diam., 1⅜ in. bore, with two each 597c, 232886, four each 232922 and 232926 (obsolete) ...
232969	—	Shaft Pulley (sectional, grooved), 6½ in. diam., 1⅜ in. bore, with two each 597c, 232887, four each 232922 and 232926 (obsolete) ...
232971	—	Shaft Pulley (sectional, grooved), 7 in. diam., 1⅜ in. bore, with two each 597c, 232888, four each 232922 and 232926 (obsolete) ...

Numerical List of Parts

No.	Plate	Name
232973	—	Shaft Pulley (sectional, grooved), 7½ in. diam., 1⅜ in. bore, with two each 597c, 232889, four each 232922 and 232926 (obsolete) ...

Nos. 232975 to 232979 (obsolete)

232975	—	Shaft Pulley (sectional, grooved), 8 in. diam., 1⅜ in. bore, with two each 597c, 232890, four each 232922 and 232926
232976	—	Shaft Pulley (sectional, grooved), 8½ in. diam., 1⅜ in. bore, with two each 597c, 232891, four each 232922 and 232926
232977	—	Shaft Pulley (sectional, grooved), 9 in. diam., 1⅜ in. bore, with two each 597c, 232892, four each 232922 and 232926
232978	—	Shaft Pulley (sectional, grooved), 9½ in. diam., 1⅜ in. bore, with two each 597c, 232893, four each 232922 and 232926
232979	—	Shaft Pulley (sectional, grooved), 10 in. diam., 1⅜ in. bore, with two each 597c, 232894, four each 232922 and 232926
232981	15416	Machine Rest with 232982 and two wood screws 1 in., No. 13
232982	—	Bed Cushion (leather), for 232954..
232982	—	Machine Rest Cushion (leather), for 232981
232987	13944	Thread Unwinder Spool Rest Cush- ion (felt), for 225376

Nos. 232994 to 232996 (obsolete), for 232898

232994	13744	Transmitter Frame with two 202244
232995	13744	" Pulley (large) with two 436c
232996	13744	Transmitter Pulley (small) with two 436c
234342	—	Front Plank Extension (back) with two wood screws 1½ in., No. 10 (for flat table), for 228599, 228600 and 228612
234343	—	Front Plank Extension (back) with three wood screws 1½ in., No. 10 and six 1½ in. wire nails, for Singer Safety Power Table (trough), for 228606

Numerical List of Parts

No.	Plate	Name
234344	—	Front Plank Extension (front) with two wood screws $2\frac{1}{4}$ in., No. 12 and three wood screws $1\frac{3}{4}$ in., No. 12, for 228599, 228600, 228606, 228609 and 228611 to 228613 ...
234349	—	Front Plank Extension (back) with four wood screws $1\frac{1}{2}$ in., No. 10, for Singer Universal Safety Power Table (flat), for 228645 ..
234350	—	Front Plank Extension (back) with six wood screws $1\frac{1}{2}$ in., No. 10, for Singer Universal Safety Power Table (trough), for 228646
250412	13747	Threader Wire (small)
250416	13929	Stop Lever Interlocking Slide Spring
250424	13940	Thread Unwinder Spool Pin Cap, for 225376
250451	15414	Bed Shaft Bushing (front) Oil Tube Bracket
250453	13944	Thread Unwinder Spool Rest Rod (lower), for 225376
250454	13940	Thread Unwinder Spool Rest Rod Coupling with two 456c, for 225376
250472	13940	Thread Unwinder Thread Cop Holder, for 225376
*250521	—	Screw Driver Blade, for 250522 ..
250522	13741	Screw Driver complete (for needle set screw), Nos. 225483 and 250521
250538	13927	Buttonhole Cutting Pressure Wedge Adjusting Screw 201155D with 2273, 201672E, 232054 and 232055
250540	15414	Stitch Rotating Lever Connection Screw Washer (upper), for 232594
250541	—	No. cancelled.
250542	—	Obsolete.
250589	13929	Intermittent Feed Driving Wheel Driving Stud, for 250590
250590	13736	Vertical Shaft with two each 204648 and 250589
250597	15415	Work Clamp Carrier Slide Stay Plate Position Pin
250835	—	Needle Bar
251025	15416	Driving Wheel Stop Cam Position Collar with 1036c
251026	15416	Stop Lever Bracket with 200352c ..
255099	15414	" " Interlocking Slide

Numerical List of Parts

No.	Plate	Name
255501	13929	Return Feed Crank Shaft Cam Plate, for 232738
255502	13929	Return Feed Starting Lever Trip Lever Hinge Stud
255503	13928	Stop Lever Bracket with 357c
255504	—	No. cancelled.
255505	—	Looper Carrier Crank Driving Connection 232548 with 232549
255506	—	Under Needle Carrier Connecting Link 232639 with two 201379c ..
255507	15416	Driving Wheel Stop Cam
Nos. 255509 to 255512, for 232492		
255509	15415	Work Clamp Carrier Slide Gib (left, back)
255510	15415	Work Clamp Carrier Slide Gib (left, front)
255511	15415	Work Clamp Carrier Slide Gib (right, back)
255512	15415	Work Clamp Carrier Slide Gib (right, front)
255513	13741	Tweezers
255514	15414	Looper and Under Needle Driving Crank, for 255526
255516	15414	Looper and Under Needle Driving Crank Locking Stud Spring, for 255526
255517	15414	Looper and Under Needle Driving Lever with 175D, for 255526
255521	15416	Bed Shaft Bevel Gear with two 453c
255522	15416	Vertical Shaft Bevel Gear (lower) with two 453c
255524	15414	Looper and Under Needle Driving Crank Locking Stud, for 255526..
255525	15414	Looper and Under Needle Driving Shaft, for 255526
255526	—	Looper and Under Needle Driving Shaft 225525 with 1239D, 201144E, 255514, 255516, 255517 and 255524
255527	15416	Bed Shaft Bushing (front) Oil Tube
350028c	13871	Buttonhole Cutter Driving Pulley Shaft Bushing Set Screw, for 228574
350028c	13871	Driving Pulley Shaft Bushing Set Screw, for 228574

Numerical List of Parts

No.	Plate	Name
350055C	13925	Work Clamp Closing Lever Roller Screw Stud, for 201939
350056E	13927	Buttonhole Cutting Chip Spout Spring Cover Screw
350064C	13929	Looper Carrier Hinge Screw
350067E	13929	Under Needle Carrier Cap Screw..
350073E	13925	Driving Wheel Stop Cam Stop Screw
350148D	13927	Buttonhole Cutting Starting Lever Latch Hinge Screw
350150E	13927	Drip Pan Clamp Thumb Screw Socket
350192J	15415	Thread Unwinder Thread Guide Screw Stud, for 225376
350223E	15414	Arm Shaft Bevel Gear Position Screw
350223E	15414	Vertical Shaft Bevel Gear Position Screw
350248H	15414	Under Needle Clamping Plate Screw
350263E	15414	Stop Lever Bracket Screw

ILLUSTRATIONS OF PARTS
FOR
MACHINE No. 99w50

PLATE 13701—FULL SIZE


204235



200020



232244



200100



453



200341



193



232489




150



232027




232930




200061



232712



232936



232025



232931



232937



225589



200567



232026



200579



232028



204264




201531




PLATE 13702—ONE-HALF SIZE

232002



232490




232003




232495



232030



232496



232499



232725

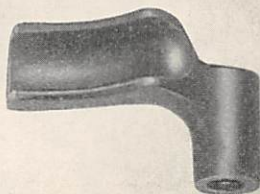


PLATE 13703—FULL SIZE

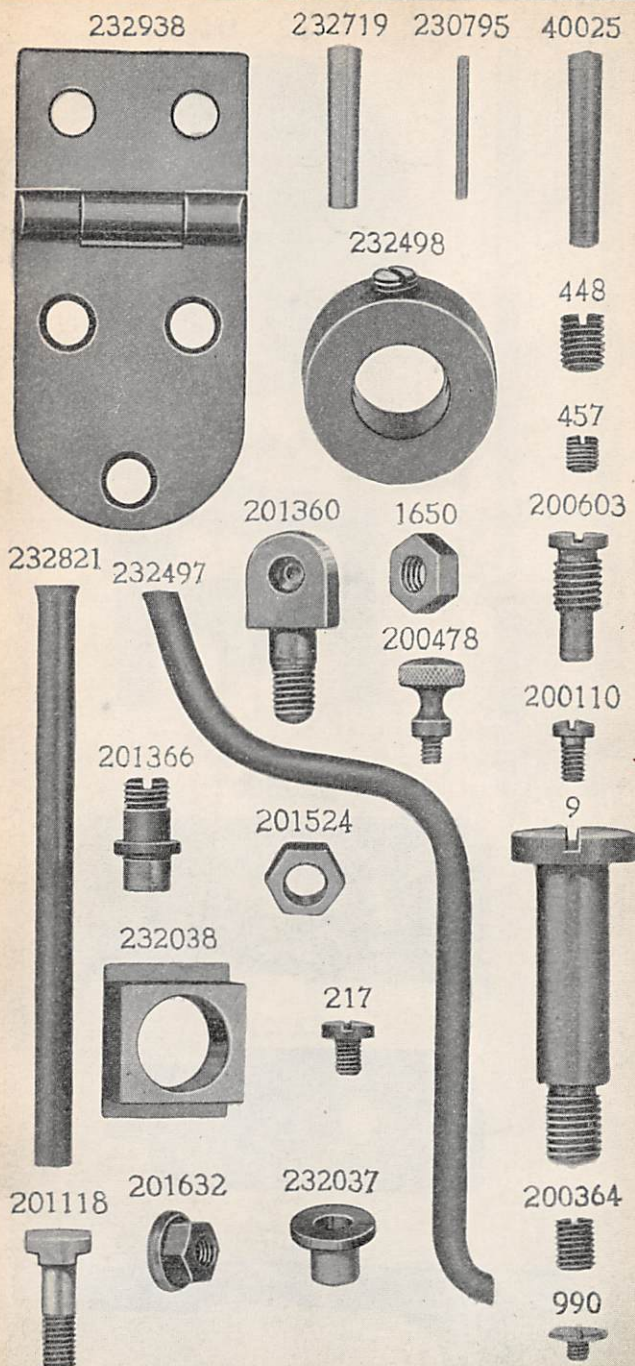



PLATE 13704—ONE-FOURTH SIZE


232488 232494



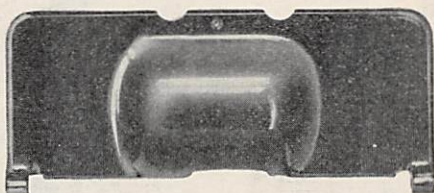
232475




232540



232500



232501



232507





PLATE 13705—ONE-HALF SIZE


232503




232036



232504



232505



232042




PLATE 13706—FULL SIZE


232509



232050



232043



232044



200122



232724



1094



232046



237



219




50084



228026



232830



206482



201176



232150



232380



232051



201211




PLATE 13707—FULL SIZE

232052



232482



232483



662



2273



232054



201672



201468



201484



232466




232056



232057



232513



232817




200374



201155



232718



232064



232065



201218



110



201085



1423



8482



232055




201112



PLATE 13708—ONE-HALF SIZE

232508



232383




232512



232831



232063




232511

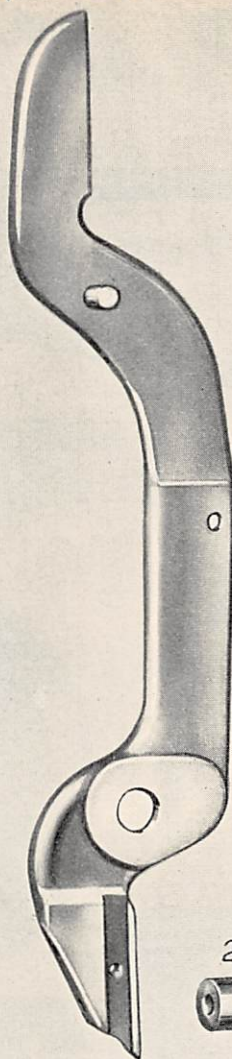


PLATE 13709—ONE-HALF SIZE


232491




232506




250835



232510



232774



232775



PLATE 13711—FULL SIZE

232820



232502




232443



232822




232053



222896



232727




232731



458



232730




201315



18859



232732



232824



232823



232826



232825



468




665




PLATE 13712—ONE-HALF SIZE

232472



232114



232520





PLATE 13713—ONE-HALF SIZE


232522



232521



232523



232525



232526



232528



232527



232532




PLATE 13714—FULL SIZE

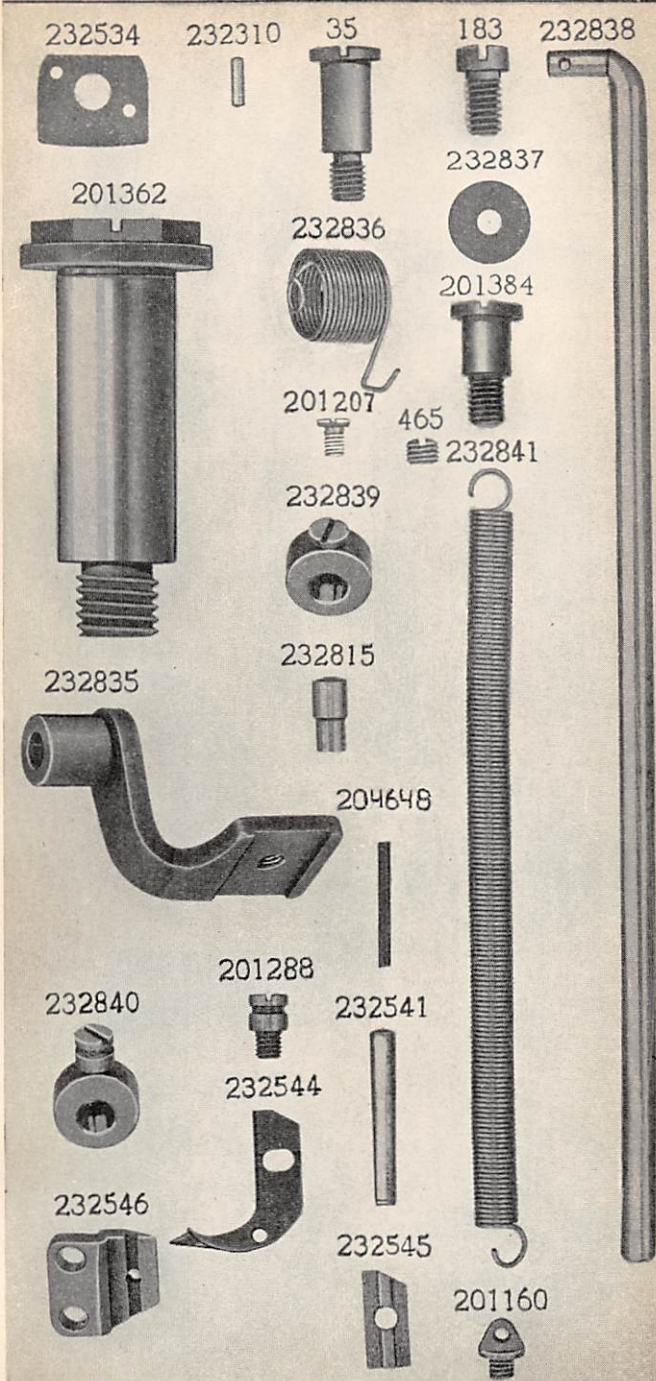
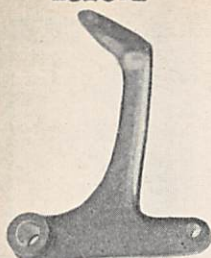


PLATE 13715—ONE-HALF SIZE

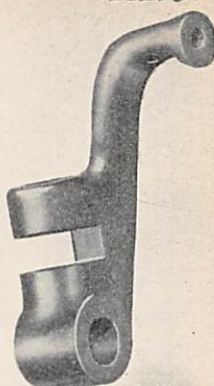
232832



232834



232734




232833




232542




232452




232746




232553



232750



232744



232568




PLATE 13716—FULL SIZE

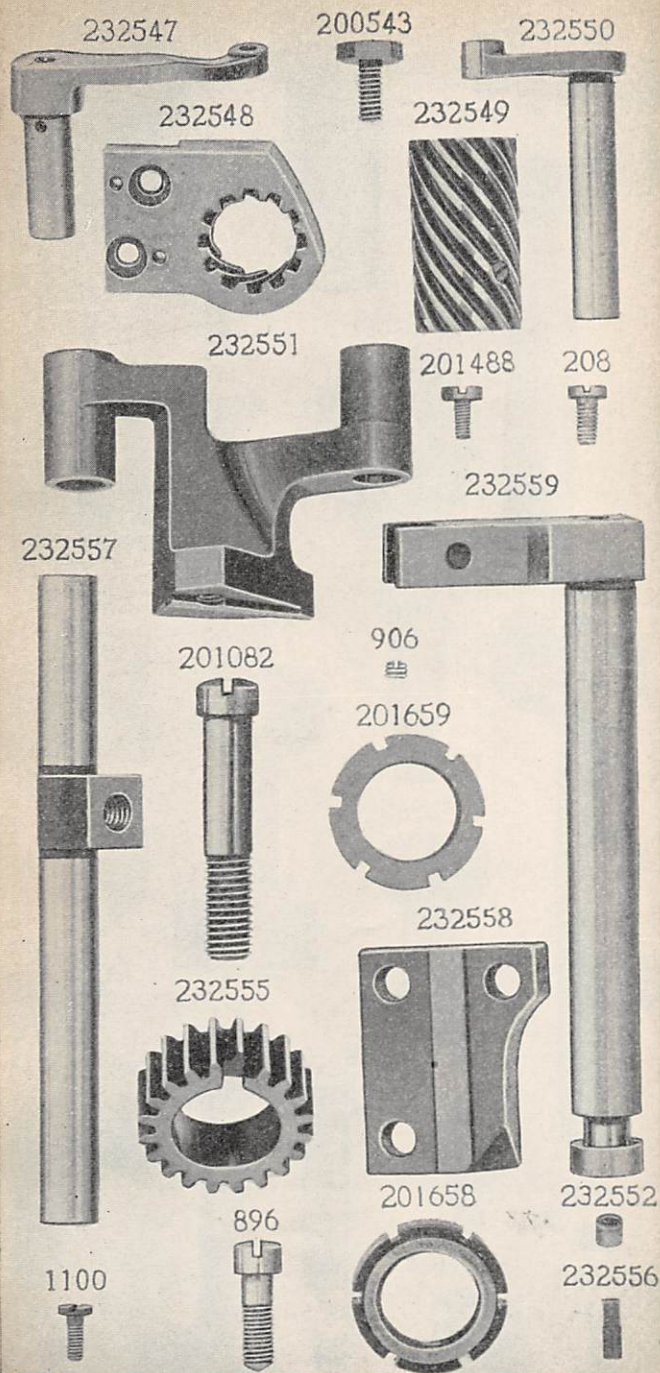


PLATE 13717—FULL SIZE




PLATE 13718—FULL SIZE




PLATE 13719—FULL SIZE

232533

232767

232539

232574

232771

232772

232809

232778

127

232777

967

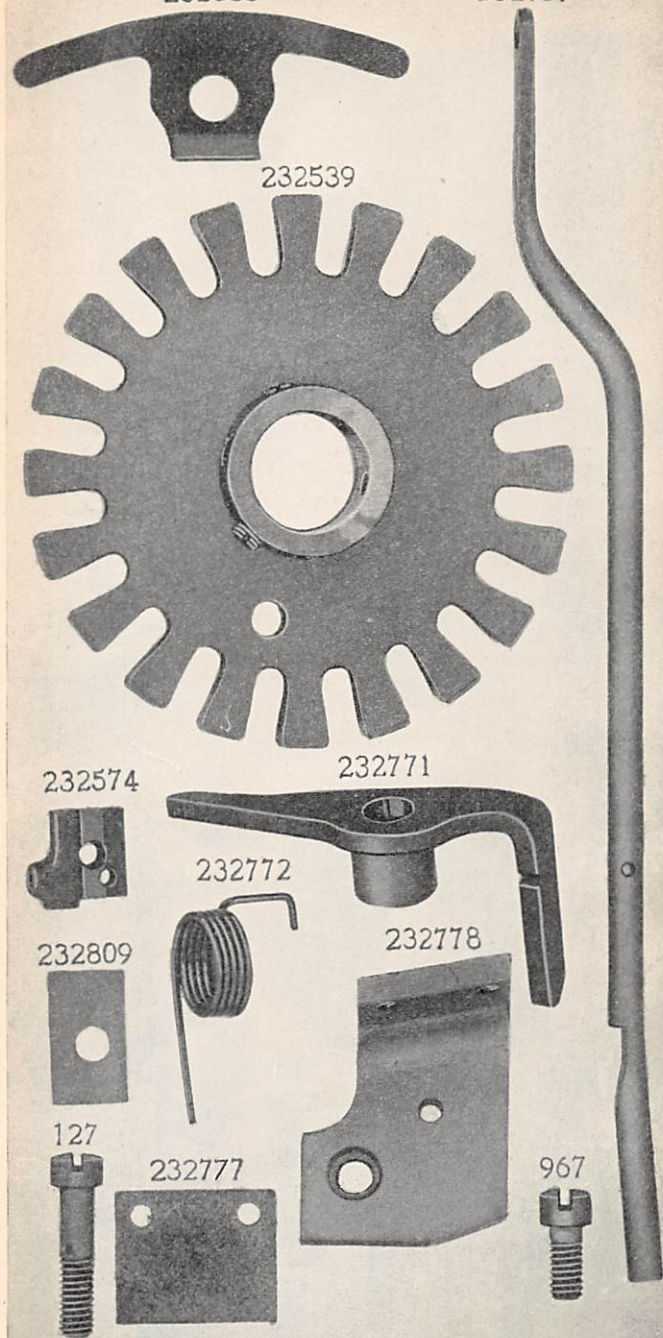


PLATE 13720—FULL SIZE

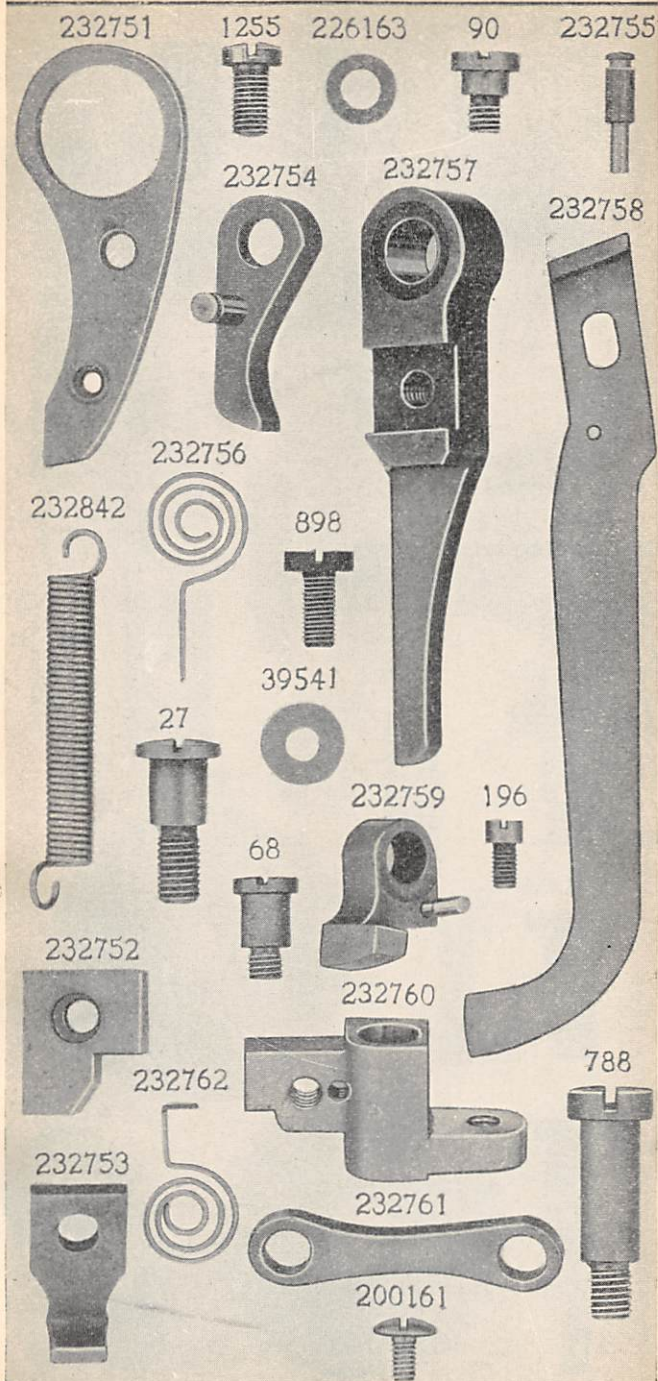


PLATE 13721—FULL SIZE

232763



232426



200055




54



232428



232425



200310



200574



201356



201358



232382



232381



232236

201113



1209



232581



200542



232238




201083



201485



232587



201660



42



232269



201871



PLATE 13722—ONE-HALF SIZE




PLATE 13723—FULL SIZE


201115




201666



232593




232592



232807



232808



172



690




52




39504



23414



201363



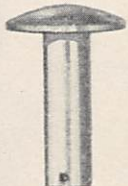
200004



201395



232258



232259



232766






PLATE 13724—ONE-HALF SIZE


232599



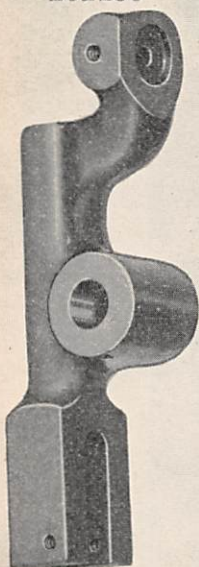
232790




232635




232260




232653




232791



232792



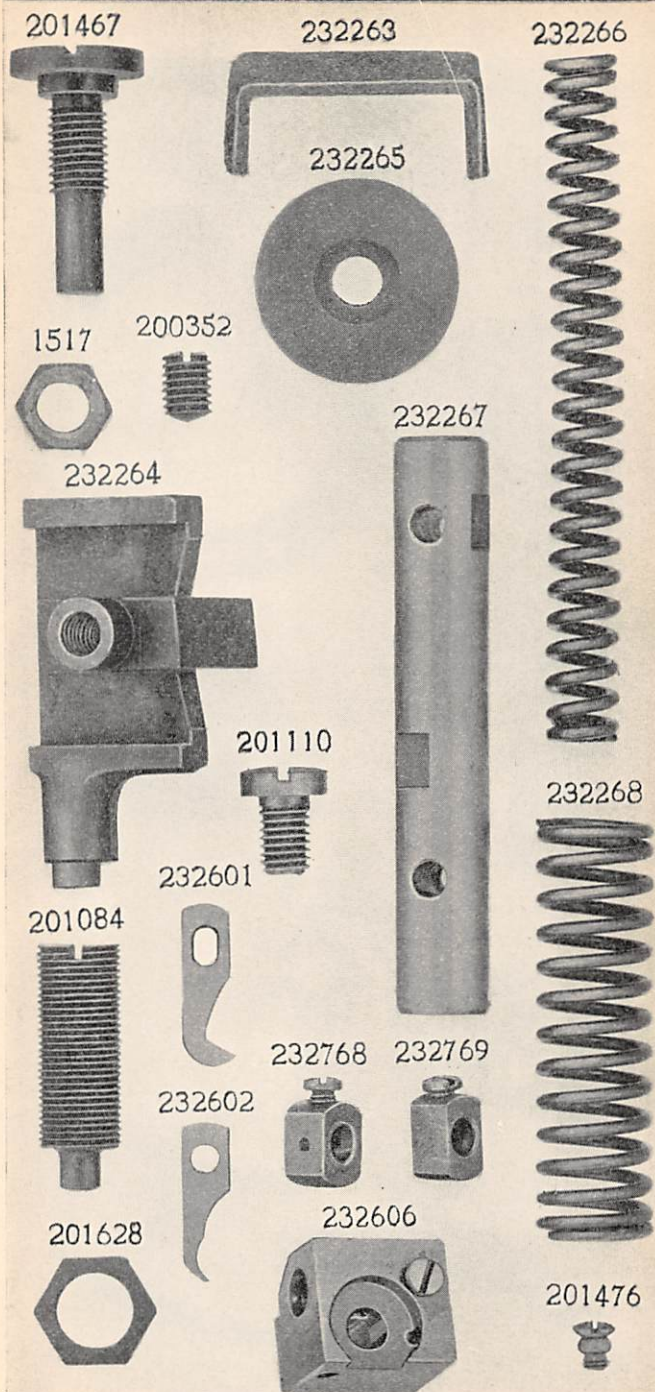
232262



232765



PLATE 13725—FULL SIZE



232780

200019

232614

232770

23606

232779

1449

191

209

766

232811

232786

232344

232632

201368

200097

201386

201486

201674

232812

201365

232810

232634

PLATE 13727—FULL SIZE

232650 232646 232648 232517 232652




PLATE 13728—FULL SIZE




PLATE 13729—FULL SIZE

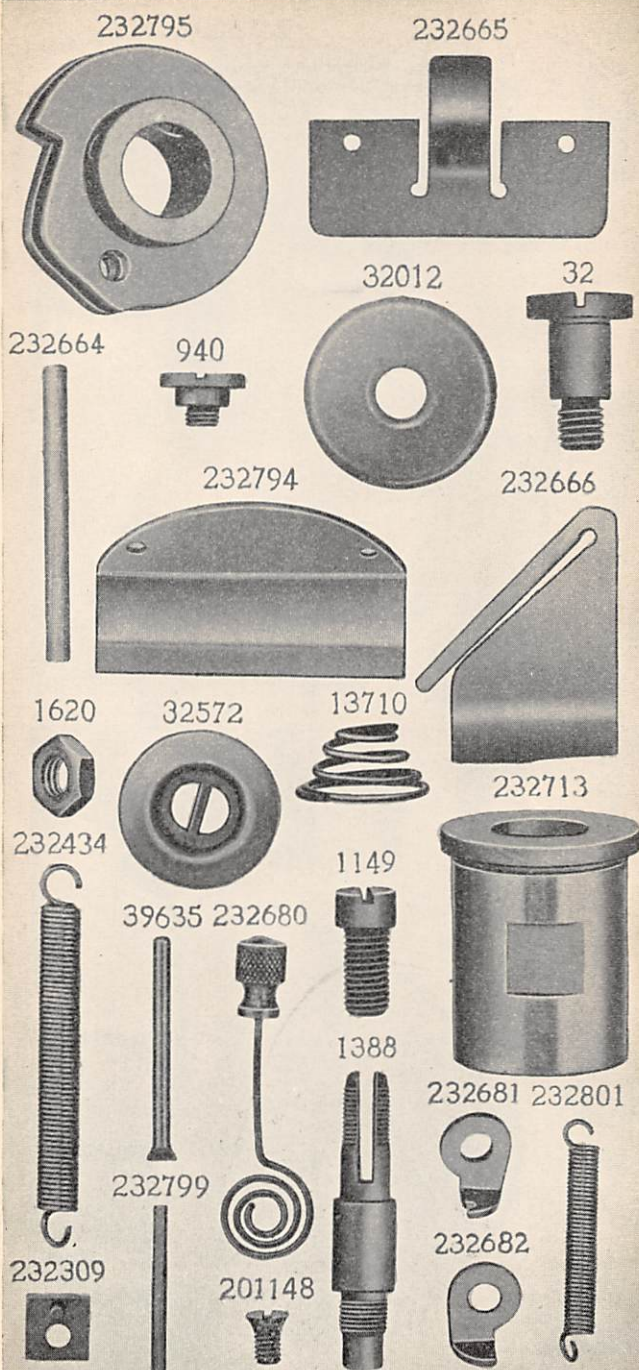



PLATE 13730—FULL SIZE

232710




232334



232674



232294



575




232317



232293



232295




200092



PLATE 13731—FULL SIZE

232804



200051



200389



232676



232677



232800




232802




232675



232297



232303



792



232299



200139



200096



200319



PLATE 13732—FULL SIZE

232805



200137



201643



200380



201124



201662



201125



201868




201102



232684



201371



201873



201144



232686



201374



232321



201061



201530



232322



201097



232287



201239



214523



232806



201489



232690



201406



1348



232691



200233



232318



232319



PLATE 13733—ONE-HALF SIZE

232657



232667



232658




232797



232673



232662



232796



232462



232668




PLATE 13734—ONE-HALF SIZE


232261



232773



232685



232283



232616




PLATE 13735—FULL SIZE

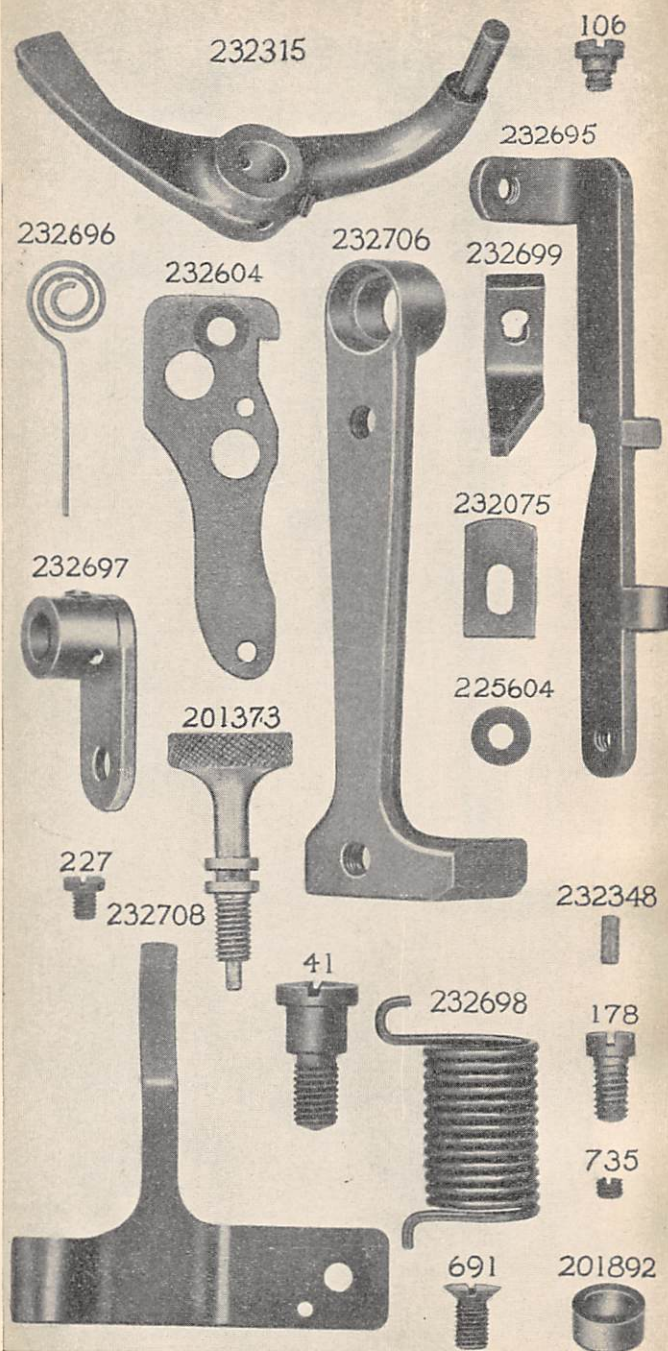



PLATE 13736—ONE-FOURTH SIZE

232529




250590



232693




232301



232302



232683



232438

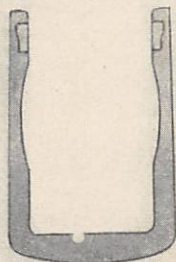


PLATE 13737—FULL SIZE

200606




232788



232631



232783




232781



40053



232637



232083



201477



232687



232688



232784



232271



232782



232615



232689



2269



232789



960



232785



232787



232323



232828



232818



PLATE 13738—FULL SIZE

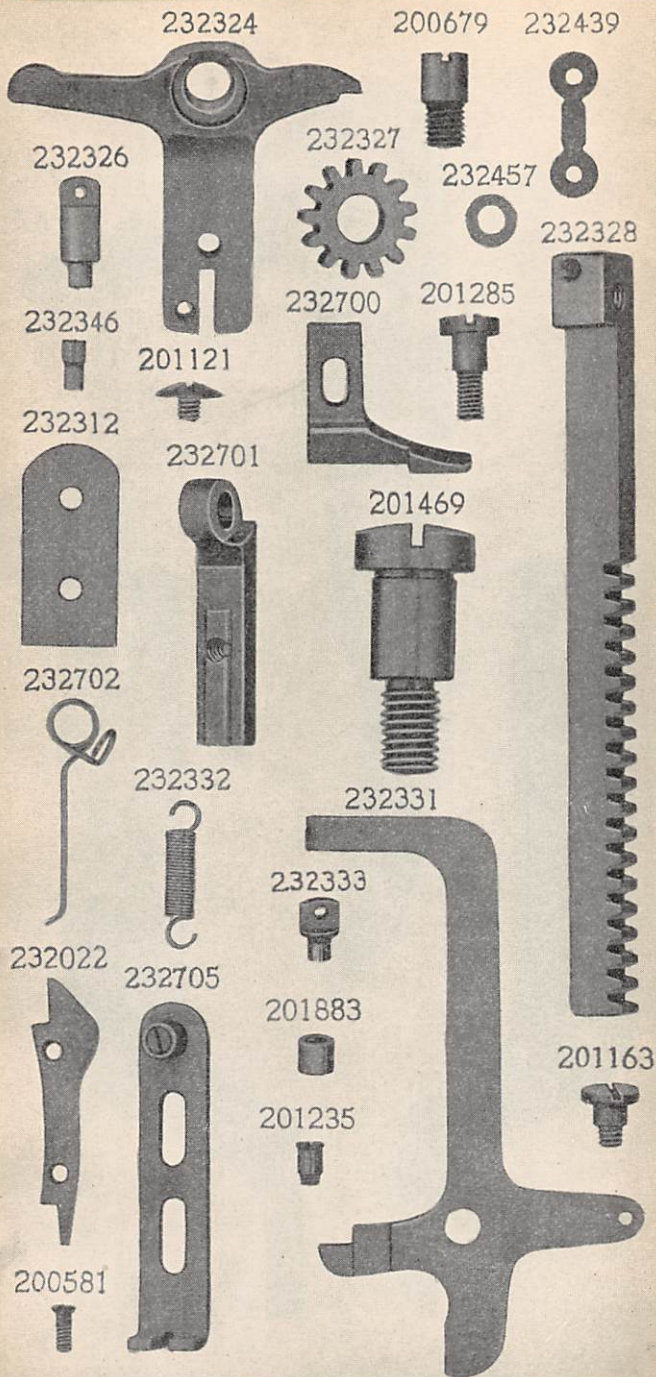



PLATE 13739—FULL SIZE

232703



232436



232437





PLATE 13740—ONE-FOURTH SIZE

232554



232737




232738




232516



232747



232745



232284



232285



232286



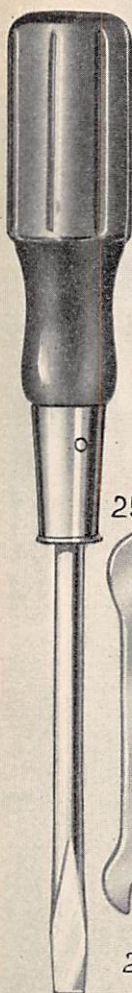
PLATE 13741—ONE-HALF SIZE

11831

225498

250522



232900



25200



8909



42850




255513



232935




10875



232932



23535



232819



PLATE 13743—ONE-FOURTH SIZE







PLATE 13744—ONE-FOURTH SIZE



232994



232995



232996

232897



PLATE 13747—ONE-FOURTH SIZE


232486



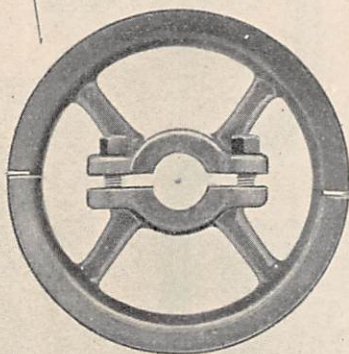
250412



232953




27066

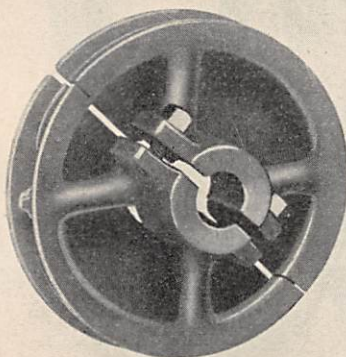


232929

120346



232967



120347



PLATE 13799—ONE-HALF SIZE




PLATE 13801—ONE-HALF SIZE


228511




228512



228515



228520



228525




228521



228524



228526



228530






PLATE 13802—ONE-FOURTH SIZE

228514



228531



228523

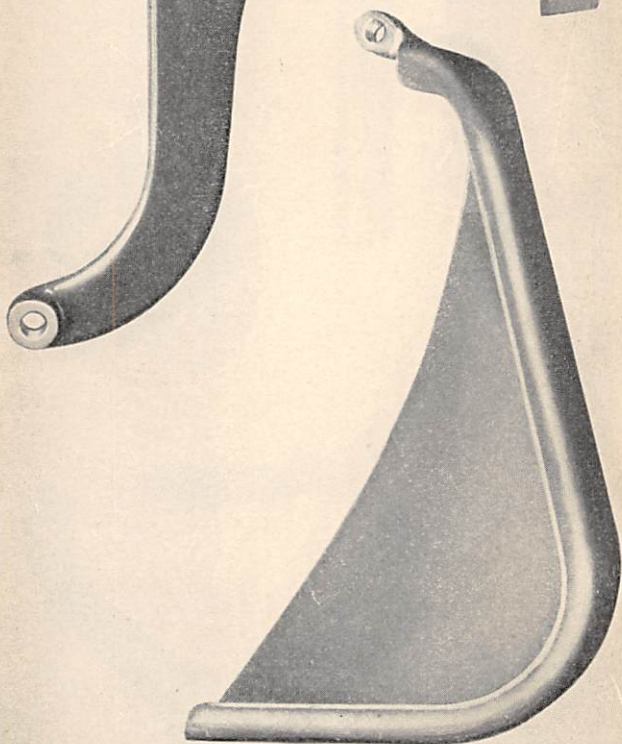


PLATE 13803—ONE-HALF SIZE

228535




228536



228554




228543



228548



228546



228549




228533




PLATE 13804—ONE-FOURTH SIZE


228542



228545



228522




228541




228518



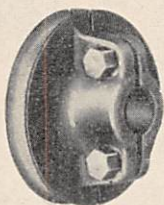
228538



23538



41220



228516



PLATE 13869—ONE-HALF SIZE

228584



228569



228593



228586



228595




228579




18897



228580



18898



228571



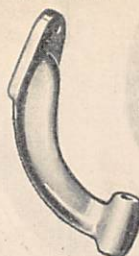


PLATE 13870—ONE-SIXTH SIZE

228574




228644




228601



228573




228588




228597

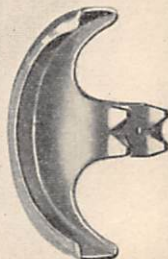
228643



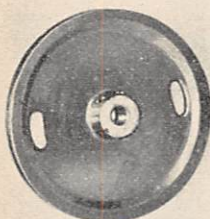
228565




228566




228592



228568



228581



228590

228591



228572




PLATE 13871—FULL SIZE




PLATE 13881—FULL SIZE





PLATE 13882—FULL SIZE


228551



228553



9



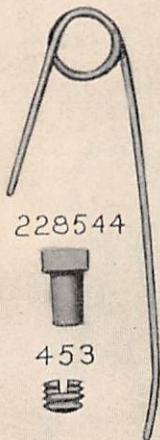
1149




446




228508



1504



50399




228544



453



228556



201107



200299



PLATE 13925—FULL SIZE

250030



214179



214180



200050



201107



200299



214181



155



759



200578



232927



454



1498




350073



200396



225390



350055




228556




PLATE 13926—ONE-FOURTH SIZE


228618




228624



228625



228621



228622



228623



228620



228619



228607



228626



PLATE 13927—FULL SIZE

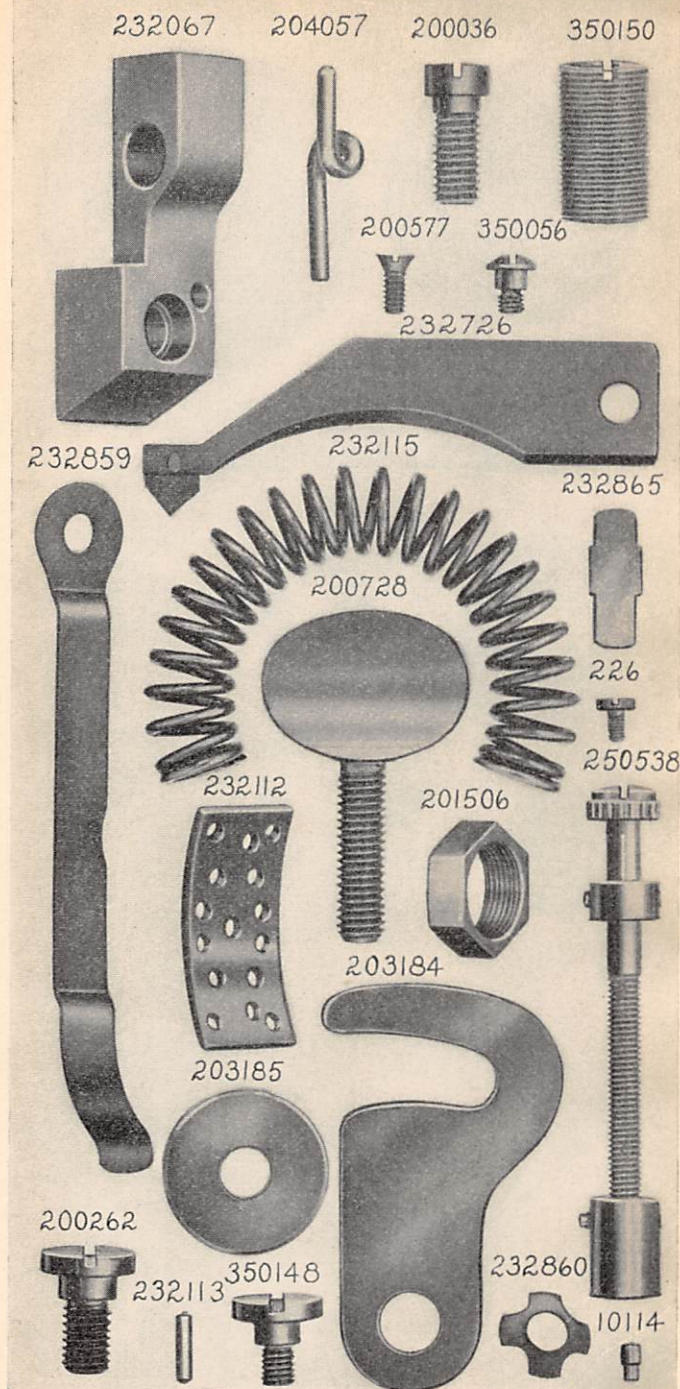



PLATE 13928—ONE-HALF SIZE

232869




232864




232861



232862




255503



232536



250541



250542




PLATE 13929—FULL SIZE

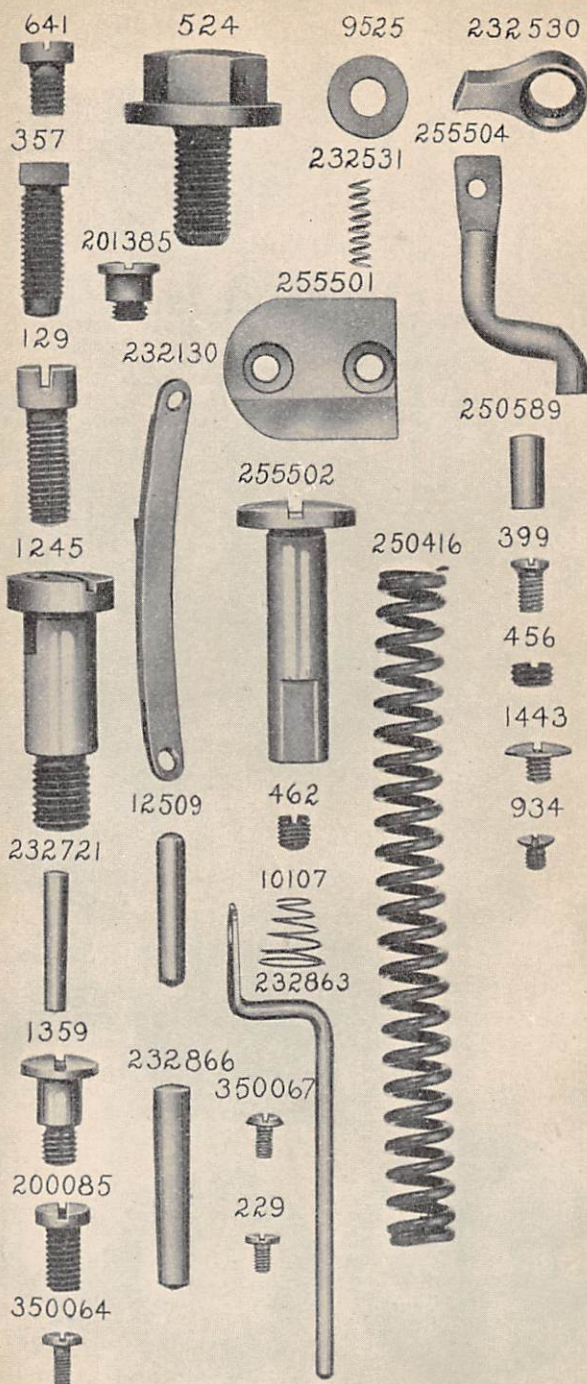


PLATE 13930—FULL SIZE

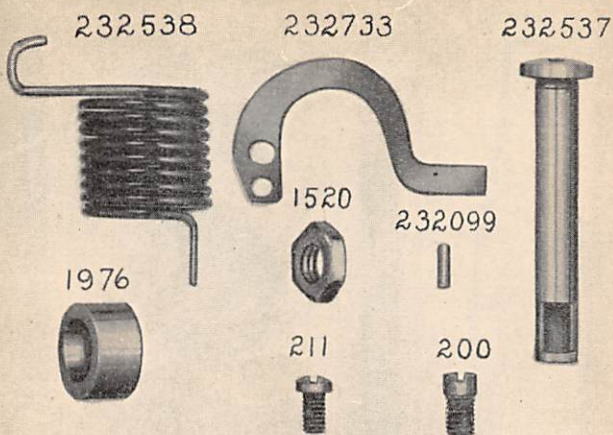



PLATE 13940—ONE-HALF SIZE

250472



232895



232896



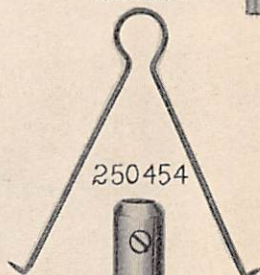
232417



250424



225390




250454




225375



225391



10147

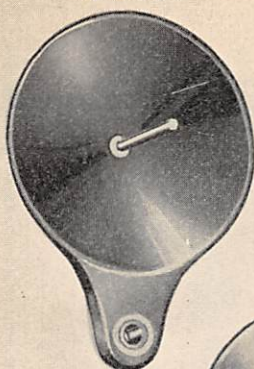


251566



PLATE 13944—ONE-FOURTH SIZE


225389



232987



225395



225388



250453



202490



PLATE 15413 -ONE-FOURTH SIZE

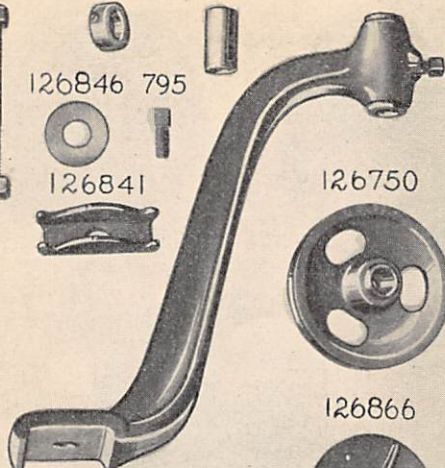
50285 126869 126752 126865 126868




126846 795



126841



126750



126866



126714




PLATE 15414—FULL SIZE




PLATE 15415—FULL SIZE

350192




255509




255510



255511



255512



225393



201696



51046



250597



201018



200159



200164




200082




PLATE 15416—ONE-HALF SIZE

232981




251026



228632



255521



251025



255522



255527



255507

